

**List of the Representatives of the Combined Fourth and Fifth Periodic
Myanmar CEDAW Reports Writing Committee**

1. Mr. SoeKyì Chair Person
Director General
Department of Social Welfare
2. Ms. NandarHmon Vice Chair Person
Director General
Department of Historical Research and
National Library
3. Mr. AungTunKhaing Member
Deputy Director General
Department of Social Welfare
4. Police Colonel AungHtayMyint(Mr.) Member
Transnational Organized Crime Division
Myanmar Police Force
Ministry of Home Affairs
5. Ms. SweSweNaing Member
Director
General Administration Department
Ministry of Home Affairs
6. Ms. Nan Sandar San Member
Director
The Supreme Court of the Union
7. Ms. Tin Mar Htwe Member
Director
Department of Labour
Ministry of Labour, Employment and Social Security

- | | | |
|-----|---|--------|
| 8. | Mr.ZinAung Aye
Director
Department of Education and Training
Ministry of Border Affairs | Member |
| 9. | Ms. KyuKyuKhin
Director
Department of Rural Development
Ministry of Livestock, Fisheries and Rural Development | Member |
| 10. | Police Lt. Colonel Ohnmar Rang Mi(Ms.)
Staff Officer (Grade-1)
Anti –Trafficking Police Force
Myanmar Police Force
Ministry of Home Affairs | Member |
| 11. | Dr. ThidarOo(Ms.)
Director
The Attorney General Office of the Union | Member |
| 12. | Mr.Kyaw Thu Nyein
Deputy Director
International Organizations and Economic Department
Ministry of Foreign Affairs | Member |
| 13. | Mr. Tin Myint
Deputy Director, Planning Department
Ministry of National Planning and Economic Development | Member |
| 14. | Ms.Mu Mu Aung
Deputy Director (Statistics and Computer)
Department of Educational Planning and Training
Ministry of Education | Member |
| 15. | Dr. TheingiMyint(Ms.)
Deputy Director
Department of Health | Member |

- | | | |
|-----|--|--------|
| 16. | Ms. HmonShwe Yi
Deputy Director
Immigration and National Registration Department
Ministry of Immigration and Population | Member |
| 17. | Mr. Kyaw Min
Deputy Director
Department of Progress of Border Areas and National Races
Ministry of Border Affairs | Member |
| 18. | Mr. Myint Thu
Secretary
Social Development Committee
PyithuHluttaw | Member |
| 19. | Ms. KhinThanMyint
Member
Social Development Committee
PyithuHluttaw | Member |
| 20. | Colonel HtayNaing(Mr.)
Tatmadaw Representative
PyithuHluttaw | Member |
| 21. | Major NaingNaingWin(Mr.)
Secretary
Women and Children Committee
AmyothaHluttaw | Member |
| 22. | Mr. Win NaingShein
Member
Women and Children Committee
AmyothaHluttaw | Member |
| 23. | Major AungKyawZaw(Mr.)
Member
Women and Children Committee | Member |

- | | | |
|-----|--|-----------------|
| 24. | Major HlaMyoKyaw(Mr.)
Deputy Assistant Judge Advocate General
Office of Judge Advocate General | Member |
| 25. | Dr. Khin Mar Tun(Ms.)
Secretary General
Myanmar Women’s Affairs Federation | Member |
| 26. | Ms. Tin Tin Win
Joint-Secretary -1
Myanmar Maternal and Child Welfare Association | Member |
| 27. | Ms.KhinMya Win
Joint –Secretary
Myanmar Women and Children Development Association | Member |
| 28. | Ms.HninWai
Secretary
Myanmar Women’s Entrepreneur Association | Member |
| 29. | Ms. May SabaiPyu
Gender Equality Network (GEN) | Member |
| 30. | Ms. May MayPyone
CEDAW Action Myanmar (CAM) | Member |
| 31. | Mr. Saw Win
Director
Department of Social Welfare | Secretary |
| 32. | Ms.NawThaWah
Deputy Director
Department of Social Welfare | Joint-Secretary |

Ten Programmes of Legislation

1. Amending the facts in the existing laws that are not relevant to the provisions of the Constitution.
2. Submitting the provisions of law that develop the fundamental rights of citizens in accordance with the provisions of the Constitution.
3. Prescribing the drafted law of amendment of the salaries of Staff and pensioners depending on time and condition.
4. Studying to draw up laws related to farming rights of peasants and reviewing the existing laws to be amended in accord with the present times.
5. Reviewing the laws that provide job opportunities and protection of workers to be amended in accord with the present times.
6. Submitting the Social Security drafted laws and Public Health Care after being redrawn up in accord with the present times.
7. Prescribing the drafted laws for promoting the standard of education and health.
8. Amending and prescribing some periodicals laws that are not relevant to the present times in line with the Constitution regarding the mass media, the fourth pillar.
9. Prescribing environmental conservation laws and amending the laws related to industry and mines to be relevant to the needs of environmental conservation.
10. Prescribing to review and amend the necessary plans for rescue, rehabilitation and long - term protection of natural disasters with regard to unexpected natural disasters due to climate change.

Annex "C"

Various Types of Violence of the Complaints received by Myanmar Women's Affairs Federation (2008-2013)

Sr.	Year	Types of Violence			Trafficking	Oral abuse	Threat	Control	Citicizing	Family affairs	Adultery	Other	Total
		Physical	Mental	Sexual									
1	2008	30	4	43	10	5	18	14	9	24	16	43	216
2	2009	52	2	37	11	4	26	18	5	37	19	39	250
3	2010	122	7	52	11	-	15	1	1	6	13	22	250
4	2011	-	54	-	4	9	38	2	32	33	13	7	192
5	2012	10	23	11	3	5	29	4	1	26	20	42	174
6	2013	9	9	13	2	8	20	2	2	15	23	67	170
	Total	223	99	156	41	31	146	41	50	141	104	220	1252

Indicators of Protecting Violence against Women in Regions and States (2008)

Sr. no	Regions/ States	No of persons who attended the Counselling Training			Counselling Center	No of persons who came to the Counselling Center for help			Taking Actions of complaint letters				Legal Protection		
		Male	Female	Total		No	Male	Female	Total	Referring to the respective Department	Taking Record	Reply to the complainants	Total	Informing to the Police	Contact to the Court
1	Kachin	-	4	4	5	-	85	85	32	18	31	81	18	19	8
2	Kayar	-	18	18	2	-	13	13	4	-	-	4	-	4	-
3	Kayin	3	35	38	3	-	39	39	17	16	13	46	8	15	1
4	Chin	3	8	11	3	-	14	14	5	4	1	10	-	4	-
5	Sagaing	3	36	39	8	-	64	64	27	54	34	115	11	30	2
6	Tanintharyi	-	2	2	3	4	21	25	-	27	39	66	1	12	-
7	Bago(East)	-	25	25	2	1	21	22	52	48	12	112	9	21	5
8	Bago (West)	-	30	30	2	-	18	18	12	26	32	70	7	5	-
9	Magway	5	32	37	5	-	5	5	18	16	37	71	-	3	-
10	Mandalay	-	30	30	8	-	452	452	107	130	394	631	12	47	9
11	Mon	-	32	32	2	-	55	55	16	18	21	55	4	12	1
12	Rakhine	2	257	259	4	-	22	22	6	-	20	26	3	3	-
13	Yangon	-	27	27	4	-	230	230	10	7	213	240	-	-	-
14	Shan(South)	2	42	44	3	-	46	46	6	20	20	46	2	4	-
15	Shan(East)	-	34	34	4	-	33	33	6	25	2	33	1	3	-
16	Shan(North)	-	-	-	5	-	36	36	4	12	5	21	3	4	-
17	Ayeyarwaddy	-	41	41	6	5	206	211	15	60	109	184	2	45	-
	Total	18	653	671	69	10	1360	1370	337	481	983	1811	81	231	26

Indicators of Protecting Violence against Women in Regions and States (2009)

Sr. no	Regions/ States	No of persons who attended the Counselling Training			Counselling Center	No of persons who came to the Counselling Center for help			Taking Actions of complaint letters				Legal Protection			
		Male	Female	Total		No	Male	Female	Total	Referring to the respective Department	Taking Record	Reply to the complainants	Total	Informing to the Police	Contact to the Court	Providing Lawyer
1	Nay Pyi Taw	-	-	-	-	-	-	-	-	-	-	-	-	-	-	-
2	Kachin	4	4	8	5	-	67	67	15	16	31	62	12	11	-	
3	Kayar	-	12	12	2	-	4	4	-	-	4	4	-	3	-	
4	Kayin	3	35	38	3	1	30	31	11	11	15	37	8	11	1	
5	Chin	3	8	11	2	-	6	6	3	2	6	11	-	-	-	
6	Sagaing	3	36	39	8	-	47	47	43	53	17	113	10	32	2	
7	Tanintharyi	-	9	9	3	-	16	16	-	35	47	82	-	2	-	
8	Bago	-	72	72	4	-	36	36	39	53	23	115	19	6	5	
9	Magway	5	32	37	5	5	7	12	27	38	8	73	-	-	-	
10	Mandalay	-	30	30	8	-	388	388	37	270	153	460	17	16	-	
11	Mon	-	32	32	2	-	59	59	12	14	33	59	5	7	2	
12	Rakhine	-	37	37	4	-	68	68	20	15	23	59	25	5	3	
13	Yangon	-	92	92	4	-	197	197	14	41	140	195	-	-	-	
14	Shan	1	118	119	14	1	77	78	5	75	28	108	1	4	-	
15	Ayeyarwaddy	-	41	41	6	4	252	256	40	40	123	203	8	33	1	
	Total	19	558	577	70	11	1254	1265	266	663	651	1581	105	130	14	

Indicators of Protecting Violence against Women in Regions and States (2010)

Sr.no	Regions/ States	No of persons who attended the Counselling Training			Counselling Center	No of persons who came to the Counselling Center for help			Taking Actions of complaint letters				Legal Protection			
		Male	Female	Total		No	Male	Female	Total	Referring to the respective Department	Taking Record	Reply to the complainants	Total	Informing to the Police	Contact to the Court	Providing Lawyer
1	Nay Pyi Taw	-	-	-	-	-	-	-	-	-	-	-	-	-	-	-
2	Kachin	4	4	8	5	-	60	60	9	13	25	47	8	16	-	
3	Kayar	-	6	6	4	-	4	4	1	6	4	11	4	1	-	
4	Kayin	3	35	38	3	2	15	17	6	11	6	23	4	6	-	
5	Chin	3	8	11	2	-	7	7	1	1	5	7	1	-	-	
6	Sagaing	3	36	39	8	-	123	123	44	56	20	120	12	21	2	
7	Tanintharyi	-	10	10	3	-	16	16	-	44	29	73	-	2	-	
8	Bago	-	72	72	4	-	49	49	60	52	52	164	11	11	6	
9	Magway	5	32	37	5	-	-	-	10	69	27	106	4	16	9	
10	Mandalay	-	30	30	8	-	305	305	30	207	134	371	8	7	-	
11	Mon	-	32	32	2	-	32	32	11	9	12	32	6	6	-	
12	Rakhine	3	31	34	4	-	110	110	41	47	39	127	27	11	-	
13	Yangon	-	92	92	4	-	209	209	56	72	81	209	12	23	-	
14	Shan	1	118	119	12	-	93	93	2	45	25	72	-	6	-	
15	Ayeyarwaddy	-	40	41	6	-	29	29	4	4	25	33	-	5	2	
	Total	22	547	569	70	2	1052	1054	275	636	484	1395	97	131	19	

Indicators of Protecting Violence against Women in Regions and States (2011)

Sr. no	Regions/ States	No of persons who attended the Counselling Training			Counselling Center	No of persons who came to the Counselling Center for help			Taking Actions of complaint letters				Legal Protection			
		Male	Female	Total		No	Male	Female	Total	Referring to the respective Department	Taking Record	Reply to the complainants	Total	Informing to the Police	Contact to the Court	Providing Lawyer
1	Nay Pyi Taw	-	-	-	-	-	-	-	-	-	-	-	-	-	-	-
2	Kachin	4	4	8	5	-	91	91	23	19	31	73	13	5	-	
3	Kayar	-	-	-	2	-	4	4	1	7	4	12	-	-	-	
4	Kayin	3	35	38	3	-	10	10	-	6	3	9	-	2	-	
5	Chin	3	8	11	2	-	9	9	1	3	5	9	1	-	-	
6	Sagaing	3	36	39	8	-	127	127	65	108	29	202	19	41	1	
7	Tanintharyi	-	9	9	3	-	12	12	-	41	22	63	-	2	-	
8	Bago	-	89	89	4	2	38	40	20	13	7	40	3	12	4	
9	Magway	5	32	37	-	-	-	-	12	88	13	113	-	23	8	
10	Mandalay	-	28	28	7	-	189	189	100	84	197	381	-	-	-	
11	Mon	-	32	32	2	-	24	24	6	8	10	24	3	5	2	
12	Rakhine	-	-	-	4	-	68	68	25	35	25	85	20	8	-	
13	Yangon	-	92	92	4	-	168	168	34	71	63	168	12	21	-	
14	Shan	1	38	39	3	-	39	39	-	20	19	39	-	-	-	
15	Ayeyarwaddy	-	41	41	6	-	112	112	7	22	82	111	5	22	-	
	Total	19	444	463	53	2	891	893	294	525	510	1329	76	141	15	

Indicators of Protecting Violence against Women in Regions and States (2012)

Sr. no	Regions/ States	No of persons who attended the Counselling Training			Counselling Center	No of persons who came to the Counselling Center for help			Taking Actions of complaint letters				Legal Protection		
		Male	Female	Total		No	Male	Female	Total	Referring to the respective Department	Taking Record	Reply to the complainants	Total	Informing to the Police	Contact to the Court
1	Nay Pyi Taw	-	3	3	1	-	-	-	10	4	15	29	3	3	4
2	Kachin	-	4	4	5	8	127	135	18	13	35	66	19	11	-
3	Kayar	-	-	-	2	-	4	4	1	7	-	8	-	-	-
4	Kayin	3	35	38	3	-	17	17	5	7	4	16	2	4	-
5	Chin	3	8	11	2	-	5	5	-	1	4	5	-	-	-
6	Sagaing	3	36	39	8	-	112	112	58	55	34	147	18	47	-
7	Tanintharyi	-	2	2	3	-	45	45	6	21	18	45	-	4	-
8	Bago	-	89	89	4	9	39	48	26	18	12	56	3	8	4
9	Magway	5	32	37	5	-	12	12	17	34	15	66	3	19	-
10	Mandalay	-	28	28	7	-	132	132	13	63	48	124	-	13	-
11	Mon	-	62	62	2	-	21	21	6	9	6	21	3	3	4
12	Rakhine	-	16	16	4	6	20	26	1	1	-	2	-	-	-
13	Yangon	-	94	94	4	-	155	155	2	49	104	155	-	2	-
14	Shan	3	55	58	9	-	82	82	19	57	6	82	11	13	-
15	Ayeyarwaddy	-	41	41	6	-	103	103	11	17	65	93	1	14	2
	Total	17	505	522	65	23	874	897	193	356	366	915	63	141	14

Indicators of Protecting Violence against Women in Regions and States (2013)

Sr.no	Regions/ States	No of persons who attended the Counselling Training			Counselling Center	No of persons who came to the Counselling Center for help			Taking Actions of complaint letters				Legal Protection		
		Male	Female	Total		No	Male	Female	Total	Referring to the respective Department	Taking Record	Reply to the complainants	Total	Informing to the Police	Contact to the Court
1	Nay Pyi Taw	-	3	3	1	-	1	1	16	6	32	54	3	13	3
2	Kachin	-	6	6	5	10	159	169	16	30	127	173	18	7	-
3	Kayar	-	4	4	2	-	11	11	1	12	-	13	-	1	-
4	Kayin	9	111	120	3	1	23	24	11	19	9	39	3	5	-
5	Chin	3	10	13	2	-	7	7	2	2	4	8	-	-	-
6	Sagaing	15	128	143	8	-	148	148	72	87	33	192	27	52	-
7	Tanintharyi	-	2	2	3	-	43	43	5	22	16	43	-	5	-
8	Bago	-	93	93	5	13	30	43	19	18	13	50	2	10	4
9	Magway	5	34	39	5	-	6	6	16	12	3	31	-	1	-
10	Mandalay	-	95	95	7	3	158	161	40	67	54	161	-	34	-
11	Mon	-	85	85	2	1	19	20	7	7	6	20	2	3	3
12	Rakhine	-	59	59	5	-	23	23	3	16	17	36	-	-	-
13	Yangon	-	94	94	4	4	200	204	17	31	156	204	12	-	-
14	Shan	5	72	77	9	1	52	53	10	39	4	53	11	11	-
15	Ayeyarwaddy	-	61	61	6	2	86	88	13	21	66	100	15	33	6
	Total	37	857	894	67	35	966	1001	248	389	540	1177	93	175	16

Annex “D”

Awareness-raising Activities on Violence against Women by Myanmar Women’s Affairs Federation (2008-2013)

Sr.	Region/State	2008		2009		2010		2011		2012		2013	
		Frequency	Attendants	Frequency	Attendants	Frequency	Attendants	Frequency	Attendants	Frequency	Attendants	Frequency	Attendants
1	Nay Pyi Taw	-	-	-	-	-	-	-	-	63	7461	211	10657
2	Kachin	131	20436	178	18714	119	16679	105	13974	124	21275	94	11938
3	Kayar	66	5380	134	9456	147	5637	114	3245	60	3857	68	4420
4	Kayin	246	36700	346	47940	372	33220	330	34330	165	30150	76	15986
5	Chin	60	4300	304	17079	369	21894	376	22005	82	3382	115	4745
6	Sagaing	1099	152388	1524	163975	1530	164374	1494	166391	894	113539	930	1193
7	Tanintharyi	216	20343	341	20382	341	20382	355	39381	234	19526	252	30240
8	Bago	133	6570	955	97010	911	104685	1025	90957	744	87635	778	93628
9	Bago(West)	114	15745	-	-	-	-	-	-	-	-	-	-
10	Magway	594	121283	1236	127267	1379	160714	1573	188679	894	153086	848	153953
11	Mandalay	1325	258414	2108	309641	2028	224391	1991	291896	1182	220747	1211	226553
12	Mon	134	12587	175	18239	147	18266	196	20522	272	35303	174	24469
13	Rakhine	143	7841	230	12729	291	20925	230	15520	291	28383	291	34530
14	Yangon	284	22451	1250	74173	1256	75270	1482	80836	1065	99923	1080	102570
15	Shan(South)	89	1170	1396	118037	1674	192772	698	111331	1113	101060	997	99107
16	Shan(East)	287	22041	-	-	-	-	-	-	-	-	-	-
17	Shan(North)	409	47018	-	-	-	-	-	-	-	-	-	-
18	Ayeyarwaddy	863	138290	1358	164774	569	59674	1214	143983	598	69248	573	71655
	Total	6193	892957	11535	1199416	11133	1118883	11183	1223050	7781	994575	7698	885644

Annex "E"

Table of Rape Cases at the respective Courts under the Supreme Court of the Union from (1.1.2013 to 31.12.2013) (Annual)

Sr.	Name of Court	Pending Case	Application Case	Decided Case	Pending Case	Remark
1	Kachin State	16	35	27	24	
2	Kayar State	1	4	5	-	
3	Kayin State	2	18	20	-	
4	Chin State	-	-	-	-	
5	Mon State	20	79	65	34	
6	Rakhine State	7	61	36	32	
7	Shan State	9	124	89	44	
8	Yangon Region	289	631	577	343	
9	Mandalay Region	168	585	587	166	
10	Ayeyarwaddy Region	13	541	395	159	
11	Sagaing Region	46	264	238	72	
12	Tanintharyi Region	1	77	55	23	
13	Bago Region	81	327	280	128	
14	Magway Region	38	199	164	73	
	Total	691	2945	2538	1098	

Total Pending Case (in the beginning of the year 2013) = 691 Cases

Application Case = 2945Cases

Decided Case = 2538 Cases

Pending Case (at the end of the year 2013) = 1098Cases

Annex “E” -1

**Table of Rape Cases at the Respective Courts under the Supreme Court of the Union from
(1.1.2014 to 31.3.2014)**

Sr.	Name of Court	Pending Case	Application Case	Decided Case	Pending Case	Remark
1	Kachin State	24	8	15	17	
2	Kayar State	-	2	-	2	
3	Kayin State	-	11	8	3	
4	Chin State	-	-	-	-	
5	Mon State	34	15	14	35	
6	Rakhine State	32	20	21	31	
7	Shan State	44	43	40	47	
8	Yangon Region	343	120	119	344	
9	Mandalay Region	166	90	114	142	
10	Ayeyarwaddy Region	159	137	110	186	
11	Sagaing Region	72	46	72	46	
12	Tanintharyi Region	23	5	18	10	
13	Bago Region	128	94	92	130	
14	Magway Region	73	50	55	68	
	Total	1098	641	678	1061	

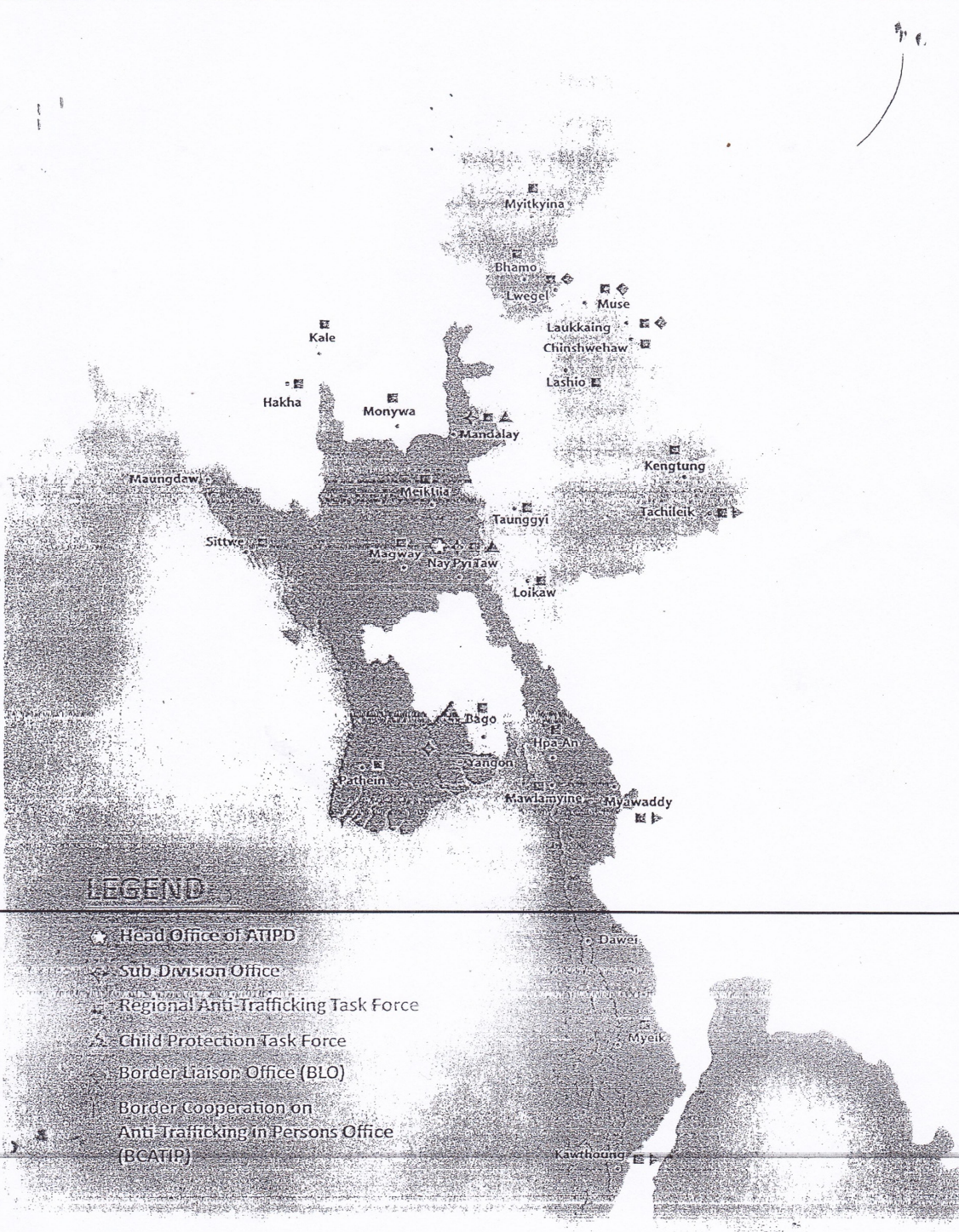
Total Pending Case (in the beginning of the year 2014) = 1098 Cases

Application Case = 641 Cases

Decided Case = 678 Cases

Pending Case (at the end of the year 2014) = 1061Cases

Map of Anti-Trafficking in Persons Division - 2014



The List of Strength of the Anti-Trafficking Division

(11.4.2014)

Strength	Police Brigadier General	Police Colonel	Police Lt.Colonel	Police Major	Police Captain	Police Lieutenant	Police Second Lieutenant	Total	Police Warrant Officer	Police Surgeon	Police Corporal	Police Lance Corporal	Police Constable	Total	General Total	Remark
Capacity	1	1	4	33	37	136	282	494	-	260	227	48	-	535	1029	
Current	1	1	3	16	44	76	79	220	7	46	35	21	19	128	348	

Annex “H”

Sanction- Approved Case From 2008 to 2013																															
Year	No. of Case	Arrested Traffickers			Abconders			Victim			Victims(Under 18)			Not being rescued			Destination								Types of Trafficking						
		M	F	T	M	F	T	M	F	T	M	F	T	M	F	T	Thailand	China	Malaysia	Singapore	Indonesia	Quarter	America	Internal	Total	Sex Work	Forced Marriage	Labor Trafficking	Dobt Bondage	Forced adoption	Total
2008	134	125	234	359	34	71	105	50	253	303	10	35	45	22	14	36	16	101	-	-	-	-	-	17	134	26	85	17	-	6	134
2009	155	190	274	464	59	64	123	37	265	302	13	35	48	16	66	82	14	130	-	-	-	-	-	11	155	25	104	16	-	10	155
2010	173	197	305	502	78	113	191	89	292	381	23	45	68	14	10	24	19	133	6	0	-	-	-	15	173	18	122	30	-	3	173
2011	136	126	225	351	55	65	120	45	220	265	6	31	37	31	57	88	23	94	-	-	-	-	-	19	136	29	89	16	1	1	136
2012	120	105	220	325	34	74	108	57	204	261	11	44	55	44	50	94	14	82	2	1	1	1	1	18	120	25	79	13	-	3	120
2013	102	81	188	269	30	56	86	81	175	256	5	30	35	7	29	36	21	59	-	-	-	-	-	22	102	24	55	20	1	2	102
Total	820	824	1446	2270	290	443	733	359	1409	1768	68	220	288	134	226	360	107	599	8	1	1	1	1	102	820	147	534	112	2	25	820

Annex "I"

Number and Percent of Employed Females in State Organization and Government Ministries 2008-2009

Sr. No	Description	No. of Offices/ Departments Supplying Information	No. of Employed			No. of Employed at Deputy Director or equal and above posts			Female Employed at Deputy Director or equal and above posts	
			Total	Female	Female percent	Total	Female	Female percent	Percent of Employed Total	Percent of Employed Female
1.	State Peace and Development Council	1	154	95	61.69	7	2	28.57	1.30	2.11
2.	State Peace and Development Council, Chairman's Office	1	2	1	50.00	2	1	50.00	50.00	100.00
3.	President's Office	1	97	0	0.00	1	0	0.00	0.00	0.00
4.	Office of the Pyithu Hluttaw	1	82	43	52.44	8	3	37.50	3.66	6.98
5.	Civil Services Selection and Training Board	5	1507	784	52.02	36	10	27.78	0.66	1.28
6.	Multi-Party Democracy General Election Commission	1	43	19	44.19	2	0	0.00	0.00	0.00
7.	Supreme Court (Yangon)	1	5344	2324	43.49	164	78	47.56	1.46	3.36
8.	Supreme Court (Mandalay)	1	143	78	54.55	15	6	40.00	4.20	7.69
9.	Attorney General's Office	1	2392	1034	43.23	141	42	29.79	1.76	4.06
10.	Auditor General's Office	1	6160	4564	74.09	70	40	57.14	0.65	0.88
11.	Yangon City Development Committee	1	7569	3297	43.56	151	22	14.57	0.29	0.67
12.	Mandalay City Development Committee	1	2130	930	43.66	14	1	7.14	0.05	0.11
13.	Naypyitaw City Development Committee	1	737	260	35.28	41	3	7.32	0.41	1.15
14.	The Government's Office	1	102	40	39.22	8	1	12.50	0.98	2.50

Annex " I " -1

Number and Percent of Employed Females in State Organization and Government Ministries 2008-2009

Sr. No	Description	No. of Offices/ Departments Supplying Information	No. of Employed			No. of Employed at Deputy Director or equal and above posts			Female Employed at Deputy Director or equal and above posts	
			Total	Female	Female percent	Total	Female	Female percent	Percent of Employed Total	Percent of Employed Female
15.	Ministry of Foreign Affairs	9	758	325	42.88	134	23	17.16	3.03	7.08
16.	Ministry of Home Affairs	5	95981	13862	14.44	256	3	1.17	0.00	0.02
17.	Ministry of Progress of Border Areas and National Races and Development Affairs	4	11415	4397	38.52	226	36	15.93	0.32	0.82
18	Ministry of Religious Affairs	4	1503	685	45.58	51	2	3.92	0.13	0.29
19.	Ministry of Social Welfare, Relief and Resettlement	4	4421	1688	38.18	39	4	10.26	0.09	0.24
20.	Ministry of Information	6	7403	3439	46.45	70	3	4.29	0.04	0.09
21.	Ministry of Culture	4	2085	1167	55.97	74	17	22.97	0.82	1.46
22.	Ministry of Education	11	336567	257345	76.46	1800	1254	69.67	0.37	0.49
23.	Ministry of Health	8	58107	37184	63.99	819	403	49.21	0.69	1.08
24.	Ministry of Labour	6	3086	1961	63.55	33	10	30.30	0.32	0.51
25.	Ministry of Forestry	6	34830	7066	20.29	189	13	6.88	0.04	0.18
26.	Ministry of Agriculture and Irrigation	16	67768	24478	36.12	467	75	16.06	0.11	0.07
27.	Ministry of Livestock and Fisheries	7	5385	2180	40.48	86	13	15.12	0.24	0.69
28.	Ministry of Mines	8	7182	2424	33.75	120	7	5.83	0.10	0.29
29.	Ministry of Industry (1)	9	42889	25118	58.57	691	192	27.79	0.45	0.76

Annex" I "-2

Number and Percent of Employed Females in State Organization and Government Ministries 2008-2009

Sr. No	Description	No. of Offices/ Departments Supplying Information	No. of Employed			No. of Employed at Deputy Director or equal and above posts			Female Employed at Deputy Director or equal and above posts	
			Total	Female	Female percent	Total	Female	Female percent	Percent of Employed Total	Percent of Employed Female
30.	Ministry of Industry(2)	7	8387	3856	45.98	160	46	28.75	0.55	1.19
31.	Ministry of Energy	5	23106	3098	13.421	175	26	14.86	0.11	0.84
32.	Ministry of Construction	3	13228	4266	32.25	101	16	15.84	0.12	0.38
33.	Ministry of Transport	13	17153	3418	19.93	367	19	5.18	0.11	0.56
34.	Ministry of Rail Transportation	6	28421	3335	11.73	120	13	10.83	0.05	0.39
35.	Ministry of Communications, Posts and Telegraphs	3	13087	5507	42.08	45	6	13.33	0.05	0.11
36.	Ministry of Commerce	4	3966	1245	31.39	106	14	13.21	0.35	1.12
37.	Ministry of Co-operatives	4	6930	3760	54.26	73	13	17.81	0.19	0.35
38.	Ministry of Hotels and Tourism	3	1542	765	49.61	55	4	7.27	0.26	0.52
39.	Ministry of Finance and Revenue	12	19079	10443	54.74	170	47	27.65	0.25	0.45
40.	Ministry of National Planning and Economic Development	8	3173	2044	64.42	125	60	48.00	1.89	2.94
41.	Ministry of Immigration and Population	3	6609	2460	37.22	71	5	7.04	0.08	0.20
42.	Ministry of Science and Technology	16	11356	7726	68.03	412	35	8.50	0.31	0.45
43.	Ministry of Electric Power(1)	4	4943	1446	29.25	65	10	15.38	0.20	0.69
44.	Ministry of Electric Power(2)	5	14229	3131	22.00	217	28	12.90	0.20	0.89
45.	Ministry of Sports	2	2164	902	41.68	36	0	0	0	0
	Grand Total	223	883215	454190	51.42	8013	2606	32.52	0.30	0.57

Number and Percent of Employed Females in State Organization and Government Ministries 2009-2010

Sr. No	Description	No. of Offices/ Departments Supplying Information	No. of Employed			No. of Employed at Deputy Director or equal and above posts			Female Employed at Deputy Director or equal and above posts	
			Total	Female	Female percent	Total	Female	Female percent	Percent of Employed Total	Percent of Employed Female
1.	State Peace and Development Council	1	167	98	58.68	9	2	22.22	1.20	2.04
2.	State Peace and Development Council, Chairman's Office	1	3	2	66.67	2	1	50.00	33.33	50.00
3.	President's Office	1	90	-	-	-	-	-	-	-
4.	Office of the PyithuHluttaw	1	69	37	53.62	4	2	50.00	2.90	5.41
5.	Civil Services Selection and Training Board	5	1423	750	52.71	40	12	30.00	0.84	1.60
6.	Union Election Commission Office	1	69	27	39.13	9	-	-	-	-
7.	Supreme Court (Yangon)	1	5091	2279	44.77	147	78	53.06	1.53	3.42
8.	Supreme Court (Mandalay)	1	126	72	57.14	10	5	50.00	3.97	6.94
9.	Attorney General's Office	1	2377	1014	42.66	141	42	29.79	1.77	4.14
10.	Auditor General's Office	1	6131	4643	75.73	67	42	62.69	0.69	0.90
11.	Yangon City Development Committee	1	7075	3134	44.30	157	22	14.01	0.31	0.70
12.	Mandalay City Development Committee	1	2120	891	42.03	14	1	7.14	0.05	0.11
13.	Naypyitaw City Development Committee	1	850	288	33.88	50	4	8.00	0.47	1.39
14.	The Government's Office	1	123	50	40.65	14	2	14.29	1.63	4.00

Annex " I " - 4

Number and Percent of Employed Females in State Organization and Government Ministries 2009-2010

Sr. No	Description	No. of Offices/ Departments Supplying Information	No. of Employed			No. of Employed at Deputy Director or equal and above posts			Female Employed at Deputy Director or equal and above posts	
			Total	Female	Female percent	Total	Female	Female percent	Percent of Employed Total	Percent of Employed Female
15.	Ministry of Foreign Affairs	9	782	320	40.92	146	25	17.12	3.20	7.81
16.	Ministry of Home Affairs	5	97700	13856	14.18	284	4	1.41	0.00	0.03
17.	Ministry of Progress of Border Areas and National Races and Development Affairs	4	11016	4358	93.56	224	42	18.75	0.38	0.96
18.	Ministry of Religious Affairs	4	1484	695	46.83	58	3	5.17	0.20	0.43
19.	Ministry of Social Welfare, Relief and Resettlement	4	4521	1733	38.33	56	6	10.71	0.13	0.35
20.	Ministry of Information	6	7314	3537	48.36	70	5	7.14	0.007	0.14
21.	Ministry of Culture	4	2002	1129	56.39	100	33	33.00	1.65	2.92
22.	Ministry of Education	11	330232	253700	76.82	1789	1269	70.93	0.38	0.50
23.	Ministry of Health	8	58243	34882	59.89	832	384	46.15	0.66	1.10
24.	Ministry of Labour	6	3036	1989	65.51	29	8	27.59	0.26	0.40
25.	Ministry of Forestry	6	34432	6494	18.86	192	17	8.85	0.05	0.26
26.	Ministry of Agriculture and Irrigation	18	64980	23848	36.70	482	87	18.05	0.13	0.36
27.	Ministry of Livestock and Fisheries	7	5175	2136	41.28	91	16	17.58	0.31	0.75
28.	Ministry of Mines	9	4210	1346	31.97	123	7	5.69	0.17	0.52
29.	Ministry of Industry (1)	10	40776	24718	60.62	636	171	76.89	0.42	0.69

Annex " I " – 5

Number and Percent of Employed Females in State Organization and Government Ministries 2009-2010

Sr. No	Description	No. of Offices/ Departments Supplying Information	No. of Employed			No. of Employed at Deputy Director or equal and above posts			Female Employed at Deputy Director or equal and above posts	
			Total	Female	Female percent	Total	Female	Female percent	Percent of Employed Total	Percent of Employed Female
30.	Ministry of Industry (2)	7	7669	3718	48.48	199	57	28.64	0.74	1.53
31.	Ministry of Energy	5	22269	3187	14.31	195	30	15.38	0.13	0.94
32.	Ministry of Construction	3	12703	4250	33.46	157	29	18.47	0.23	0.68
33.	Ministry of Transport	13	15010	3158	21.04	277	21	7.58	0.14	0.66
34.	Ministry of Rail Transportation	6	29293	3798	12.97	127	14	11.02	0.05	0.37
35.	Ministry of Communications, Posts and Telegraphs	3	12601	5426	43.06	48	10	20.83	0.08	0.18
36.	Ministry of Commerce	4	3766	1216	32.29	109	15	13.76	0.40	1.23
37.	Ministry of Co-operatives	4	6339	3623	57.15	71	7	9.86	0.11	0.19
38.	Ministry of Hotels and Tourism	3	1506	754	50.07	48	3	6.25	0.20	0.40
39.	Ministry of Finance and Revenue	12	18675	10381	55.59	176	47	26.70	0.25	0.45
40.	Ministry of National Planning and Economic Development	8	3299	2114	64.08	128	55	42.97	1.67	2.60
41.	Ministry of Immigration and Population	3	6324	2346	37.10	89	3	3.37	0.05	0.13
42.	Ministry of Science and Technology	16	12565	8900	70.83	478	340	71.13	2.71	3.82
43.	Ministry of Electric Power(1)	4	5122	1468	28.66	65	9	13.85	0.18	0.61
44.	Ministry of Electric Power(2)	5	14784	3819	25.83	226	27	11.95	0.18	0.71
45.	Ministry of Sports	2	2013	870	43.22	38	-	0.00	0.00	0.00
	Grand Total	227	865555	447054	51.65	8207	2957	36.03	0.34	0.66

Annex " I "-6

Number and Percent of Employed Females in State Organization and Government Ministries 2010-2011

Sr. No	Description	No. of Offices/ Departments Supplying Information	No. of Employed			No. of Employed at Deputy Director or equal and above posts			Female Employed at Deputy Director or equal and above posts	
			Total	Female	Female percent	Total	Female	Female percent	Percent of Employed Total	Percent of Employed Female
1.	The President Office	1	349	187	53.58	36	6	16.67	1.72	3.21
2.	Hluttaw Office	1	391	259	66.24	22	5	22.73	1.28	1.93
3.	Union Civil Services Board	5	1427	760	53.26	42	13	30.95	0.91	1.71
4.	Union Election Commission Office	1	79	31	39.24	9	-	-	-	-
5.	Supreme Court of the Union	1	4960	2244	45.24	96	62	64.58	1.25	2.76
6.	Union Attorney General's Office	1	2299	1082	47.06	155	65	41.94	2.83	6.01
7.	Office of the Auditor General of the Union	1	6328	4867	76.91	76	55	72.37	0.87	1.13
8.	Yangon City Development Committee	1	6935	3099	44.69	174	28	16.09	0.40	0.90
9.	Mandalay City Development Committee	1	2164	967	44.69	15	2	13.33	0.09	0.21
10.	Naypyitaw City Development Committee	1	1183	396	33.47	74	5	6.76	0.42	1.26
11.	Union Government's Office	1	148	66	44.59	17	3	17.65	2.03	4.55
12.	Ministry of Foreign Affairs	9	806	341	42.31	101	22	21.78	2.73	6.45
13.	Ministry of Home Affairs	5	101529	13922	13.71	337	8	2.37	0.01	0.06
14.	Ministry of Border Affairs	4	10984	4378	39.86	214	42	19.63	0.38	0.96
15.	Ministry of Religious Affairs	4	1537	727	47.30	55	3	5.45	0.20	0.41

Number and Percent of Employed Females in State Organization and Government Ministries 2010-2011

Sr. No	Description	No. of Offices/ Departments Supplying Information	No. of Employed			No. of Employed at Deputy Director or equal and above posts			Female Employed at Deputy Director or equal and above posts	
			Total	Female	Female percent	Total	Female	Female percent	Percent of Employed Total	Percent of Employed Female
16.	Ministry of Social Welfare, Relief and Resettlement	4	4795	1813	37.81	57	7	12.28	0.15	0.39
17.	Ministry of Information	6	7188	3519	48.96	67	5	7.46	0.07	0.14
18.	Ministry of Culture	4	1968	1110	56.40	97	33	34.02	1.68	2.97
19.	Ministry of Education	11	343074	264318	77.04	1698	1209	71.20	0.35	0.46
20.	Ministry of Health	8	59021	34369	58.23	807	369	45.72	0.63	1.07
21.	Ministry of Labour	6	3003	1960	65.27	33	10	30.30	0.33	0.51
22.	Ministry of Forestry	6	33033	6612	20.02	195	17	8.72	0.05	0.26
23.	Ministry of Agriculture and Irrigation	18	63777	23596	37.00	452	82	18.14	0.13	0.35
24.	Ministry of Livestock and Fisheries	7	5058	2112	41.76	91	18	19.78	0.36	0.85
25.	Ministry of Mines	9	3417	1226	35.88	125	8	6.4	0.23	0.65
26.	Ministry of Industry (1)	10	39009	23994	61.51	623	180	28.89	0.46	0.75
27.	Ministry of Industry (2)	4	7866	3943	50.13	204	65	31.86	0.83	1.65
28.	Ministry of Energy	5	20699	3098	14.97	203	28	13.79	0.14	0.90
29.	Ministry of Construction	3	12348	4694	38.01	177	32	18.08	0.26	0.68
30.	Ministry of Transport	12	13888	3027	21.80	283	19	6.71	0.14	0.63
31.	Ministry of Rail Transportation	6	28859	3748	12.99	122	16	13.11	0.06	0.43
32.	Ministry of Communications, Posts and Telegraphs	3	12421	5441	43.80	48	11	22.92	0.09	0.20

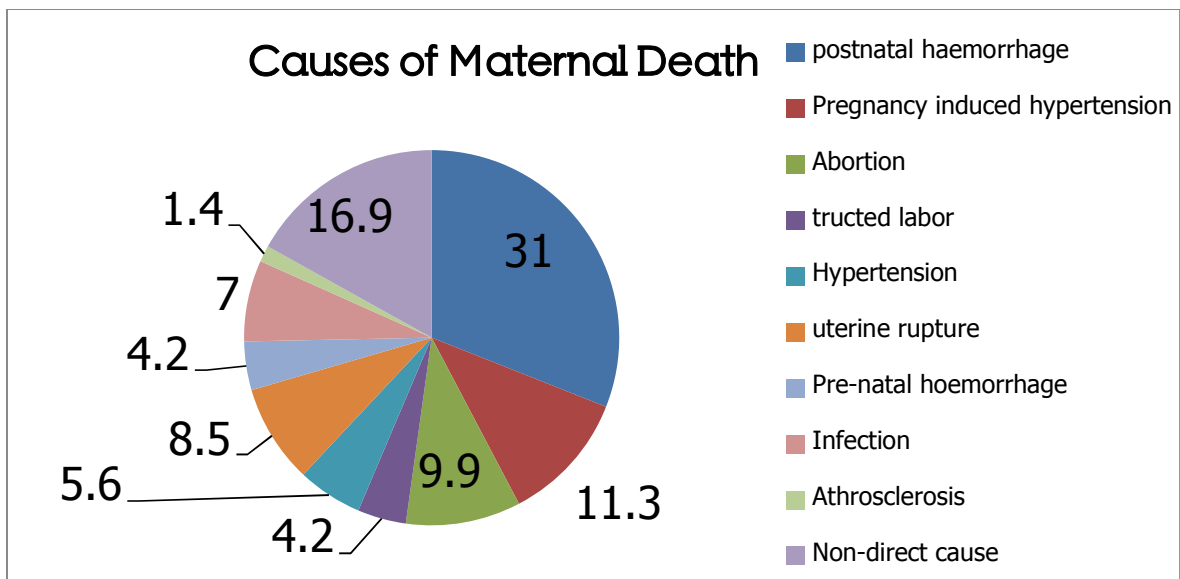
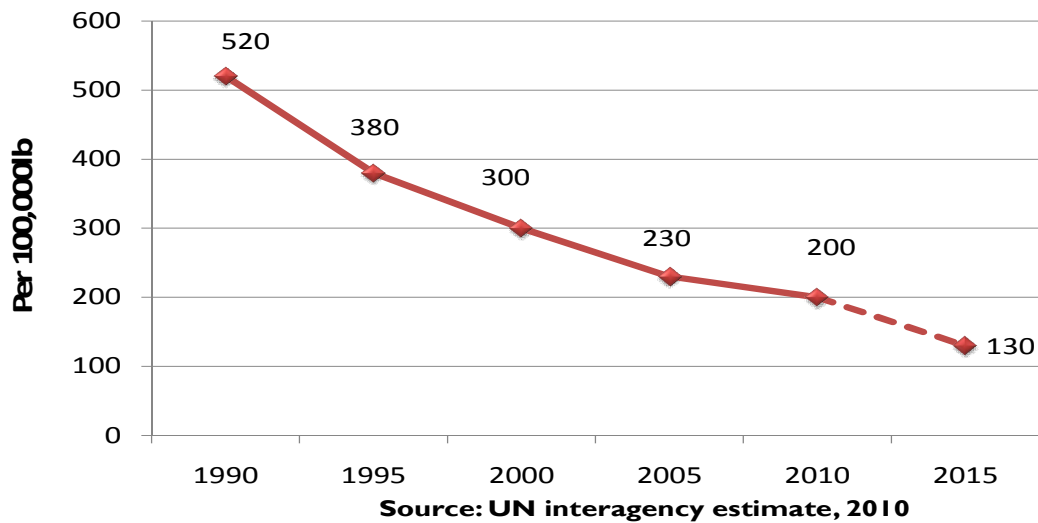
Number and Percent of Employed Females in State Organization and Government Ministries 2010-2011

Sr. No	Description	No. of Offices/ Departments Supplying Information	No. of Employed			No. of Employed at Deputy Director or equal and above posts			Female Employed at Deputy Director or equal and above posts	
			Total	Female	Female percent	Total	Female	Female percent	Percent of Employed Total	Percent of Employed Female
33.	Ministry of Commerce	4	3379	1170	34.63	108	15	13.89	0.44	1.28
34.	Ministry of Co-operatives	4	6381	3745	58.69	74	21	28.38	0.33	0.56
35.	Ministry of Hotels and Tourism	3	1491	759	50.91	41	2	4.88	0.13	0.26
36.	Ministry of Finance and Revenue	12	18548	10490	56.56	189	57	30.16	0.31	0.54
37.	Ministry of National Planning and Economic Development	8	3360	2146	63.87	126	59	46.83	1.76	2.75
38.	Ministry of Immigration and Population	3	6284	2328	37.05	93	4	4.30	0.06	0.17
39.	Ministry of Science and Technology	8	13919	10312	74.09	644	420	65.22	3.02	4.09
40.	Ministry of Electric Power(1)	4	5408	1535	28.38	68	8	11.76	0.15	0.52
41.	Ministry of Electric Power(2)	5	15744	4226	26.84	218	25	11.47	0.16	0.59
42.	Ministry of Sports	2	1999	867	43.37	38	1	2.63	0.05	0.12
	Grand Total	211	87056	459484	52.39	8304	3040	36.61	0.35	0.66

Source: Statistical Profile of Children and Women in Myanmar (2009) published by Central Statistical Organization.

Maternal Mortality Rate (Per 100000 live births) (1990 to 2010)

Maternal Mortality Ratio in Myanmar



**Maternal Mortality Ratio (per 1000 LBs)
(2010 – 2012)**

	2010	2011	2012
Kachin	1.7	0.9	1.4
Kayah	0.5	1.2	1.3
Kayin	1.9	1.1	1.3
Chin	1.4	1.1	0.6
Sagaing	1.1	1.0	1.3
Tanintharyi	0.8	0.9	1.1
Bago	1.3	1.4	0.9
Magway	1.6	1.2	1.3
Mandalay	1.5	1.1	1.1
Naypyitaw	-	1.0	1.6
Mon	1.2	0.8	1.0
Rakhine	1.6	1.4	1.5
Yangon	1.1	0.7	0.9
Shan	1.7	1.1	1.3
Ayeyarwaddy	1.9	1.8	2.0
Union	1.4	1.2	1.3

Annex “K”

Micro-credit Business implemented by Myanmar Women’s Affairs Federation (From 2008 to 2013)

Sr No	Regions/S tates	2008		2009		2010		2011		2012		2013		Total	
		No of Persons	Loan(Kyat)	No of Persons	Loan(Kyat)	No of Persons	Loan (Kyat)	No of Persons	Loan(Kyat)	No of Persons	Loan (Kyat)	No of Persons	Loan (Kyat)	No of Persons	Loan(Kyat)
1	Kachin	80	7200000	105	9390000	146	12048500	158	14200000	170	16100000	170	17000000	990	75938500
2	Kayar	123	8250000	248	1180000	268	1440000	287	20100000	206	15650000	206	18600000	1358	65220000
3	Kayin	359	7300000	681	8900000	290	13000000	128	12000000	130	12720000	135	13520000	2403	67440000
4	Chin	106	6600000	158	8650000	26	1300000	184	8000000	230	12000000	250	12700000	1084	49250000
5	Sagaing	293	1858000	191	18610000	248	18230000	219	18500000	460	18500000	420	17500000	2150	93198000
6	Taninthar yi	120	6000000	140	7000000	140	7000000	160	8000000	268	13400000	285	14250000	1353	55650000
7	Bago	447	18600000	470	23000000	40	2000000	199	15600000	231	28200000	131	10000000	2530	97400000
8	Magway	562	7650000	873	10210000	760	16050000	1289	12800000	128	13568000	135	14380000	4471	74658000
9	Mandalay	285	3360348	589	7448862.30	121	2558586.56	289	22200000	186	14500000	185	15370000	1999	65437796.86
10	Mon	164	7000000	214	7000000	151	8000000	105	5600000	112	10600000	137	12600000	1033	50800000
11	Rakhine	190	6960000	230	9084000	153	10740000	179	11296000	169	12062800	177	12786556	2538	62929356
12	Yangon	908	7000000	208	3000000	20	1000000	376	18800000	756	19440650	431	21550000	3049	70790650
13	Shan	1153	24551200	1624	21948000	1423	39400000	372	30700000	407	34000000	422	34500000	6628	185099200
14	Ayeyarwa ddy	312	9594000	596	10964000	1620	20180000	506	26060000	520	26060000	525	27630000	4829	120488000
15	Nay Pyi Taw	-	-	-	-	-	-	-	-	65	4000000	64	4240000	129	8240000
	Total	5102	121923548	6327	146384862.30	5406	152947086.56	4451	223856000	4038	250801450	3673	246626556	36544	1142539502.86

Income-generating programmes provided by Myanmar Women's Affairs Federation
(From 2008 to 2013)

Sr.	Nay Pyi Taw and States/ Regions	2009		2009		2010		2011		2012		2013		Total	
		Number of Persons	Amount	Number of Persons	Amount	Number of Persons	Amount	Number of Persons	Amount	Number of Persons	Amount	Number of Persons	Amount	Number of Persons	Amount
1	Nay Pyi Taw	-	-	-	-	-	-	-	-	-	210000	-	-	-	210000
2	Ka Chin	65	2800000	75	3780000	99	5370000	115	230000	215	12160000	221	11550000	790	35890000
3	Kayar	170	6667000	244	13201400	-	-	-	-	-	-	-	-	414	19868400
4	Kayin	431	12304800	735	15663800	543	14000000	320	34000000	145	12720000	135	13520000	2309	408208600
5	Chin	85	4688000	97	4575000	117	2955000	117	2955000	67	3350000	80	3400000	563	21923000
6	Sagain	778	16334800	771	12295000	841	14040000	1088	16585000	1179	19320000	1267	19495000	5924	98069800
7	Tanintharyi	155	5195000	272	8800000	434	21664400	59	3790000	34	3400000	16	1600000	970	44449400
8	Bago	57	1239000	61	4229500	76	5070000	170	12960000	124	11300000	113	8170000	601	42968500
9	Magway	652	6000000	853	7000000	189	8000000	445	33600000	128	1356800	135	14380000	1402	70336800
10	Madalay	171	4590000	145	2615000	58	1740000	47	1375000	40	1050000	48	1275000	509	12645000
11	Mon	85	8500000	115	9760000	16	550000	51	1770000	17	590000	15	800000	299	21970000
12	Rakhine	20	6000000	200	7000000	153	10700000	507	33292000	169	12062800	177	12786556	1226	81841356
13	Yangon	1435	14945000	85	910000	115	1150000	280	2900000	17	850000	19	1450000	1951	22205000
14	Shan	167	2049500	49	3215000	87	6190000	123	3800000	89	4477500	83	3277500	598	23009800
15	Ayeyarwaddy	384	6460000	283	7133000	168	3030000	134	2930000	33	570000	33	570000	1035	20693000
	Total	4655	97773100	3985	100177700	2896	94459400	3456	456187000	2257	83207100	2342	92484056	19591	924288356

Annex "L"

Competition and Medals won by Women in South East Asia Games from 2007 to 2013

Sr:	Variety of Games	24 th SEA Games					25 th SEA Games					26 th SEA Games					27 th SEA Games				
		No.of Athletes		Medals won by Women			No.of Athletes		Medals won by Women			No.of Athletes		Medals won by Women			No.of Athletes		Medals won by Women		
		Male	Female	Gold	Silver	Bronze	Male	Female	Gold	Silver	Bronze	Male	Female	Gold	Silver	Bronze	Male	Female	Gold	Silver	Bronze
1	Trackand field	11	11	-	4	4	6	10	1	5	2	14	9	-	3	1	33	26	2	3	6
2	Swimming	11	4	-	-	-	4	-	-	-	-	6	2	-	-	1	18	12	-	1	2
3	Archery	11	7	-	-	1	8	7	1	1	1	8	8	3	1	1	8	8	1	-	3
4	Basketball	-	-	-	-	-	-	-	-	-	-	12	12	-	-	-	12	12	-	-	-
5	Badminton	-	-	-	-	-	-	-	-	-	-	9	9	-	-	-	8	8	-	-	-
6	Billet	9	-	-	-	-	6	-	-	-	-	7	-	-	-	-	14	3	-	-	1
7	Boxing	12	6	-	-	3	3	3	-	-	1	12	5	-	1	1	9	6	1	1	2
8	Body Building	6	-	-	-	-	-	-	-	-	-	-	-	-	-	-	5	-	-	-	-
9	Canoe	11	5	1	1	1	-	-	-	-	-	10	6	-	-	1	14	9	4	2	1
10	Cycling	4	2	-	-	-	-	-	-	-	-	5	5	-	-	-	14	11	-	-	1
11	Chess	-	-	-	-	-	-	-	-	-	-	7	2	-	-	-	15	8	2	-	-
12	Horse racing	-	-	-	-	-	-	-	-	-	-	4	1	-	-	1	12	1	-	-	-
13	Soccer	25	25	-	-	1	20	20	-	-	1	20	-	-	-	-	20	20	-	-	1
	Fusal	-	-	-	-	-	-	-	-	-	-	14	15	-	-	1	14	14	-	-	-
14	Golf	7	-	-	-	-	4	3	-	-	-	4	3	-	-	-	5	4	-	2	-
15	Hockey	19	-	-	-	-	-	-	-	-	-	-	-	-	-	-	18	18	-	-	1

Competition and Medals won by Women in South East Asia Games from 2007 to 2013

Sr:	Variety of Games	24 th SEA Games					25 th SEA Games					26 th SEA Games					27 th SEA Games				
		No.of Athletes		Medals won by Women			No.of Athletes			Medals won by Women		No.of Athletes		Medals won by Women			No.of Athletes		Medals won by Women		
		Male	Female	Gold	Silver	Bronze	Male	Female	Gold	Silver	Bronze	Male	Female	Gold	Silver	Bronze	Male	Female	Gold	Silver	Bronze
16	Judo	12	-	1	2	1	6	4	-	1	3	6	6	1	2	1	8	8	2	2	1
17	Karatedo	14	6	-	-	2	6	2	-	1	-	12	7	-	-	1	18	13	1	-	5
18	Kampo	-	-	-	-	-	-	-	-	-	-	-	-	-	-	-	18	15	3	-	6
19	Boxy(Mwe)	11	-	-	-	-	5	-	-	-	-	-	-	-	-	-	7	4	1	2	1
20	Pankyatsilat	13	4	-	-	-	4	2	-	-	1	9	7	-	-	3	12	4	-	-	2
21	Petan	-	-	-	-	-	-	-	-	-	-	-	-	-	-	-	12	12	2	-	1
22	Western Yachting	12	9	-	3	-	-	-	-	-	-	19	11	1	1	-	15	7	-	1	2
23	Sepuraw	27	13	-	1	1	16	7	2	-	-	12	12	1	-	1	18	17	2	3	-
	Cane Ball	-	-	-	-	-	-	-	-	-	-	-	-	-	-	-	16	16	3	-	-
24	Shooting	14	9	1	-	1	4	9	-	-	-	11	8	-	-	-	9	7	1	1	-
25	Yachting	15	5	-	-	1	-	-	-	-	-	6	4	-	1	-	16	9	-	1	2
26	Table Tennis	7	5	-	-	-	-	-	-	-	-	-	-	-	-	-	5	5	-	-	-
27	Taikwando	11	7	1	1	2	6	6	1	-	2	7	7	-	-	2	7	9	2	1	3

Competition and Medals won by Women in South East Asia Games from 2007 to 2013

Sr:	Variety of Games	24 th SEA Games					25 th SEA Games					26 th SEA Games					27 th SEA Games				
		No .of Athletes		Medals won by Women			No. of Athletes		Medals won by Women			No .of Athletes		Medals won by Women			No. of Athletes		Medals won by Women		
		Male	Female	Gold	Silver	Bronze	Male	Female	Gold	Silver	Bronze	Male	Female	Gold	Silver	Bronze	Male	Female	Gold	Silver	Bronze
28	Traditional Rowing	14	14	1	-	-	-	-	-	-	-	26	21	6	-	-	26	26	10	-	1
29	Volley Ball	16	-	-	-	-	12	-	-	-	-	12	12	-	-	-	12	12	-	-	-
30	Bobinam	-	-	-	-	-	-	-	-	-	-	-	-	-	-	-	21	12	4	1	3
31	Weight Lift	-	-	-	-	-	3	4	1	-	3	6	5	-	-	-	6	6	1	1	-
32	Wrestliy	-	-	-	-	-	-	-	-	-	-	5	-	-	-	-	11	4	1	-	3
33	Wushu	12	5	-	1	1	7	5	-	2	2	8	5	-	2	1	12	7	-	3	2
34	Baseball	18	-	-	-	-	-	-	-	-	-	-	-	-	-	-	-	-	-	-	-
35	Gymnastic	3	1	-	-	-	-	-	-	-	-	3	4	-	-	-	-	-	-	-	-
36	Tennis	6	4	-	-	-	-	-	-	-	-	4	4	-	-	-	-	-	-	-	-
	Total	326	137	5	13	19	120	82	6	10	16	278	190	12	11	16	468	354	43	25	50

Competition and Medals won by women in ASEAN Para Games

Sr:	Variety of Games	4 th Para Games					5 th Para Games					6 th Para Games					7 th Para Games				
		No.of Athletes		Medals won by Women			No.of Athletes		Medals won by Women			No.of Athletes		Medals won by Women			No.of Athletes		Medals won by Women		
		Male	Female	Gold	Silver	Bronze	Male	Female	Gold	Silver	Bronze	Male	Female	Gold	Silver	Bronze	Male	Female	Gold	Silver	Bronze
		21	10				23	13				27	11				161	55			
1	Track and Field			1	4	4			3	5	-								3	5	5
2	Swimming			-	2	4			1	2	-			-	-	1			4	3	5
3	Chees																		13	5	-

(A)The Situatın of estimated and finished construction of rural roads and bridges

Sr:	Year	Estimation			Finished		
		Road (mile)	Bridge (foot)	Expense (million)	Road (mile)	Bridge (foot)	Expense (million)
1	2011-2012 to 2015-2016	9660	159157	345197.4			
2	2011-2012	867	11346	9832.978	867	11346	9832.978
3	2012-2013	1069	13849	45671.842	1069	13849	45671.842
4	2013-2014	2705	43063	94640.338	2705	43063	94640.338
	Total (3) Years	4641	68258	150145.158	4641	68258	150145.158
					48%	43%	43.5%

Remark: The rural roads include tarred roads, stone-roads and earth roads. The bridges are built with concrete, wood and drain-pipes. Some construction tasks are being implemented in 2013-2014.

(B) The situation of estimated and finished activities of rural water supply

	Year	Estimation		Finish		Remark
		Task	Expense million kyat	Task	Expense million kyat	
1	2011-2012 to 2015-2015	5270	46139.331			The task are shallow well, deep well, handmade well and small irrigation
2	2011-2012	1611	2617.406	1611	2617.406	
3	2012-2013	1840	7841.48	1840	7841.48	canal with the participation of the local people.
4	2013-2014	1617	12026	1617	12026	
	Total (3) Years	5068	22484.886	5068	22484.886	
				96 %	49%	

In 2011-2012, the rural water supply programmes were implement in 1611 villages, in 1571 villages in 2012-2013 and in 1591 villages in 2013-2014.

(C) Income-generating activities and livelihood support

Sr:	Year	Activities	Time and Trainees	Estimated Budget (million ks)	Spent Budget (million ks)	Remark
1	2012-2013	1.Traditional foods Cooking training	2 times of 2 week course/20 trainees	10.0	10.0	Bago Region
		2.Traditional foods Cooking training	4 times of 5 day course/220 trainees	10.0	10.0	Ayeyarwaddy Region
		3.Livestock breeding and treatment training	2 times of 3 week course/100 trainees	6.0	6.0	Bago Region
		4.Livestock breeding and treatment training	2 times of 5 day	6.0	6.0	Ayeyarwaddy
			course/240 trainees			Region
		5.Technical production Training (eg.food stuffs, commodity,toilet goods, bamboo hand crafts)	4 times of 15 day course/120 trainees	10.409	10.409	Bago Region
6.Technical Production training (eg.pickled, fish, pickled prawn, Dried fish.	2 times of 7 day course	15.00	15.00	Ayeyarwaddy Region		

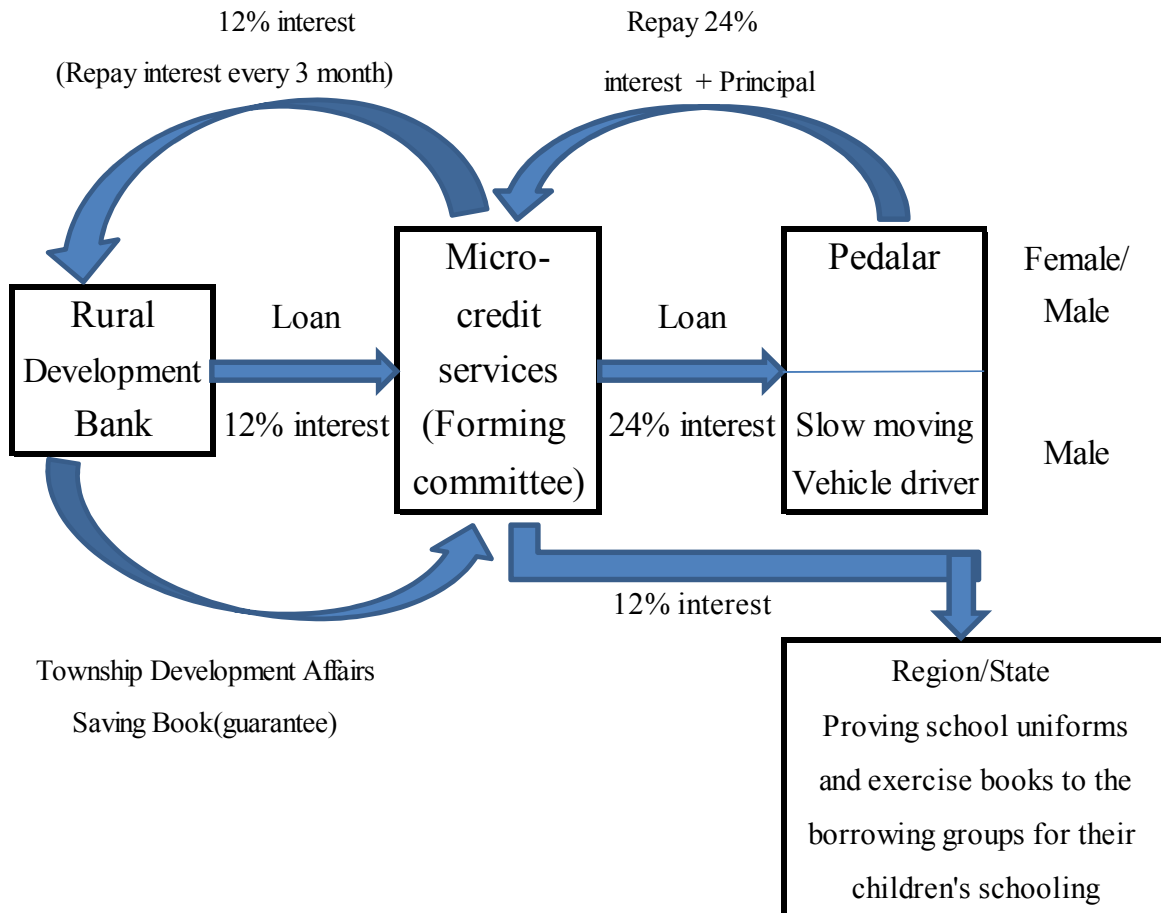
Annex “M” -3

Sr:	Year	Activities	Time and Trainees	Estimated Budget (million ks)	Spent Budget (million ks)	Remark
		7.Agricultural Training (natural fertilizer production training)	2 times of 7 day course/420 trainees from 2 villages	16.00	16.00	Bago Region
		8. Agricultural Training (applied soil, seeds, prevention of agricultural products, natural fertilizer production)	3 times of 1 day course/300 trainees	6.00	6.00	Ayeyarwaddy Region
		9.Carpentry, masonry, iron-rim trainings -Making latrine used concrete-rim	30 day course for 2 villages/ 120 trainees	29.591	29.591	Bago Region
		10.Carpentry, masonry, iron-rim trainings, -Making latrine used concrete postshole	2 times of 21 day course/180 trainees 2 times of 21 day course/220 trainees	12.00	12.00	Ayeyarwaddy Region
		11.Creating fund-fair	2 times for 7 day event/100 trainees	10.00	10.00	Bago Region
		12. Creating fund-fair	2 times for 3 day event/200 trainees	10.00	10.00	Ayeyarwaddy Region
		Total		154.00	154.00	

(C) Income-generating Activities and Livelihood Supports

Sr:	Year	Region/State/ Self Administration Area	Estimated Budget (million ks)	Region/State/ Self Administration Area	Estimated Budget (million ks)	Remark
	2013-2014	1.kachin	12.00	11.Rakhine	12.00	Trainings
		2.Kayah	12.00	12.Yangon	12.00	are being
		3.Kayin	12.00	13.Shan	12.00	conducted
		4.Chin	12.00	14.Ayeyarwaddy	12.00	
		5.Sagaing	12.00	15.Pa Oo	6.00	
		6.Thanithayi	12.00	16.Palaung	6.00	
		7.Bago	12.00	17.Danu	6.00	
		8.Magwe	12.00	19.Koekant	5.00	
		9.Mandalay	12.00	19."Wa"	6.00	
		10.Mon	12.00	20.Narga	6.00	
	Total				203.00	

(D) Function of Micro-Credit Business



(E) Rural Electricity Supply Programmes

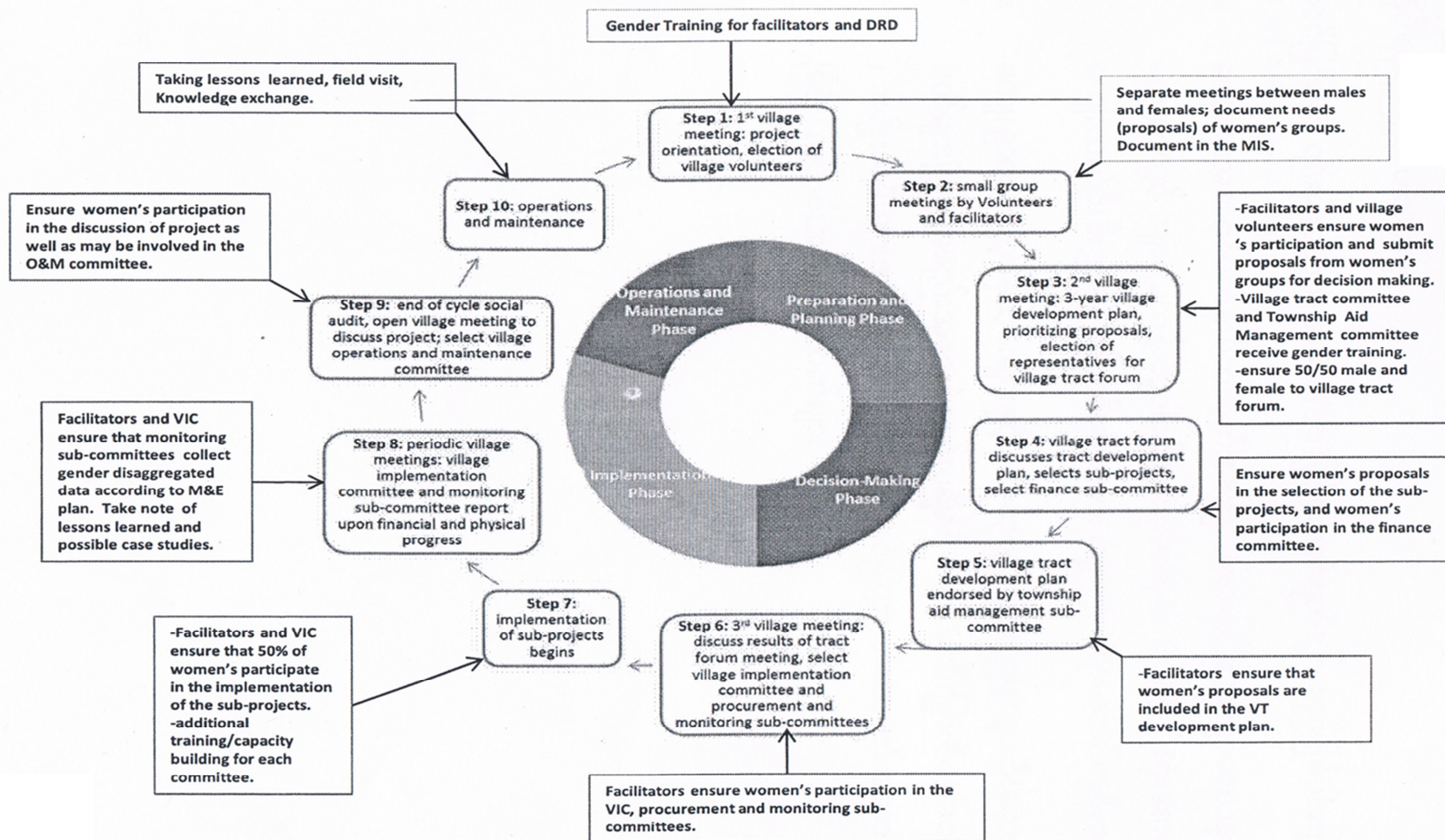
Sr:	Year	Target villages	supplied villages 2012-2013	Target 5 Year Plan			Finished			Remark
				village	task	expense (million ks)	villages	task	expense (million ks)	
1	2012-2013	64917	21675	-	-	-	-	-	-	43242 villages left
2	2011-2012 to 2015-2016	-	-	1792	179200	25062				
3	2011-2012			-	-	-	-	-	-	
4	2012-2013			448	44800	6234	188	17616	2955.4	domestic
5	2013-2014			448	44800	62776	273	18428	4250.4	Solar system/ Hydro-power
	Total	-	-			94072	461	36044	7205.8	
Percentage of 5 year - plan targets							26%	20%	29%	

Remark : The measures are made in accord with the budget allotment of the State. It is planned that electricity supply programmes will be provided to over 1400 villages in the year 2014-2015.

(E) Rural Electricity Supply Programmes

Sr:	Year	Target villages	supplied villages 2012- 2013	Target 5 Year Plan			Finished			Remark
				village	task	expense (million ks)	villages	task	expense (million ks)	
1	2012- 2013	64917	1106	-	-	-	-	-	-	63811 villages left
2	2011- 2012 to 2015- 2016	-	-	3116	11680	87600	-	-	-	
3	2011- 2012			-	-	-	-	-	-	No work
4	2012- 2013			779	2920	3504	184	523	624	Budget allotment
5	2013- 2014			779	2920	3504	73	1012	1214.4	Budget allotment
	Total	-	-			94608	257	1535	1838.4	
Percentage of 5 year - plan targets							8%	13%	2%	

Annex III: Gender Aspects in the Project Cycle



Implementation of Integrated Community Development Project (ICDP) and Community Development for Remote Townships (CDRT) project in cooperation with UNDP (2006-2012)

(1) Training for Self-Reliance Groups (SRG)	2 times	0.799 million Ks.
(2) Supporting Livelihood for SRG members	-	1646.127 million Ks.
(3) Supporting Emergency Grant for SRG members	-	1184.523 million Ks.
(4) Capital fund for Women Groups		
(a) Chin State	4 villages	1.86 million Ks.
(b) Rakhine State	16 villages	9.067 million Ks.
(5) Training on food/fruit processing preservation		
(a) Kachin State	8 times	5.64 million Ks.
(b) Chin State	4 times	1.629 million Ks.
(c) Mon State	3 times	2.011 million Ks.
(d) Kayah State	18 times	1.494 million Ks.
(e) Ayeyarwady Region	2 times	2.597 million Ks.
(f) Shan State	1 times	0.1 million Ks.
(6) Development Fund for SME		
(a) Kayah State	56 times	5.71 million Ks.
(b) Sagaing Region	12 times	0.95 million Ks.
(c) Magway Region	92 times	8.78 million Ks.
(d) Shan State	332 times	34.047 million Ks.
(e) Ayeyarwady Region	63 times	11.934 million Ks.

(7) SRG Advanced Concept Modules

(a) Kayah State	4 times	3.06 million Ks.
(b) Sagaing Region	16 times	12.14 million Ks.
(c) Shan State	49 times	4.134 million Ks
(d) Ayeyarwady Region	6 times	1.494 million Ks.

(8) Vocational Training (Sewing/Weaving/Basket making)

(a) Kachin State	8 times	17.767 million Ks.
(b) Chin State	8 times	30.844 million Ks.
(c) Rakhine State	14 times	18.194million Ks.
(d) Mon State	5 times	6.076 million Ks.
(e) Kayin State	1 time	2.15 million Ks.
(f) Magway Region	1 time	0.878 million Ks.
(g) Ayeyarwady Region	1 time	1.81 million Ks.

(9) Training on Cotton Weaving

- Chin State	1 time	0.68 million Ks.
--------------	--------	------------------

(10) Hair dressing training

(a) Magway Region	1 time	1.184 million Ks.
(b) Shan State	2 times	2.149 million Ks.

(11) First Aid Training

(a) Kayah State	10 times	0.733 million Ks.
(b) Sagaing Region	10 times	0.632 million Ks.
(c) Magway Region	42 times	2.929 million Ks.
(d) Ayeyarwady Region	35 times	0.948 million Ks.
(e) Shan State	60 times	4.006 million Ks.

(12) Vocational Training (knitting)

- Shan State	2 times	2.499 million Ks.
--------------	---------	-------------------

(13) Auxiliary Midwife Training

- Ayeyarwady Region	1 time	9.445 million Ks.
---------------------	--------	-------------------

(14) Training for SRG		
(a) Magway Region	17 times	28.6 million Ks.
(b) Ayeyarwady Region	1 time	1.5 million Ks.
(15) Supporting for SRGs		
- Ayeyarwady Region	12 times	10.615 million Ks.
(16) SRGs fund for working capital		
(a) Kachin State	174 villages	46.125 million Ks.
(b) Chin State	409 villages	169.253 million Ks.
(c) Rakhine State	611 villages	104.12 million Ks.
(17) Material Support for SRGs		
- Rakhine State	5 villages	2.596 million Ks.
(18) Micro financing Training		
(a) Kachin State	599 times	79.108 million Ks.
(b) Chin State	192times	99.378 million Ks.
(c) Rakhine State	440times	155.73 million Ks.
(d) Mon State	33 times	18.632 million Ks.
(e) Kayin State	18 times	24.557 million Ks.

Annex "P"

Table of No.of women who finished the trainings in the 36 Vocational Training School of Domestic Science up to 29th Nov 2013 during the fiscal year(1991-1992) to the fiscal year (2013-2014).(By national races)

Sr:	School	Ka Do	Ko Kant	Kachin	Ka Ngan	Kaya	Kayan	Kayaw	Kayin	Kala	Chin	Khami	Danu	Palau	Pa ang	Bamar	Mon	Myo	Manaw	Yinbaw	Yintala	Rakline	Rawon	Shan	Taungyo	reng	Lwas	Die Net	Leu	Leslaw	Larhuc	Lwela	Narga	Wa	Thet	Inn Thar	Ahkar	Padaung	Law wate	Jaing Phaw	Total					
1	Putaro			88					2		2				-	25						1	563	95	3			237	17										9	1042						
2	Banmaw			291					3		2			5	2	234						5		187				-					1								9	987				
3	Dun Ban			663					3		4			-		81						2	3	56				2		-		20									9	506				
4	Daut Phone Yan			215					3		-			3	-	489						-		183				4		5		12										9	984			
5	Muse			397					16		28			233	1	319						2		278				5						1									9	1280		
6	Lashio		53	429		2			27		38		37	288	2	839	1					16		1091				171	7	78				104		2							9	3187		
7	Kyaine Tone			29		5			24		20		4	22	36	897	10					28		657		21			18	280				35				495						9	2581	
8	Mineset			3		1			8		7					490						12		216				6	6	131	3		6		1	20							9	912		
9	Tarchileik		1	19		4			21		125		9	5	14	988	4					21	3	580				4	1	194	7		13			4	367						9	2384		
10	Loikaw			2	25	973	403	68	166		14		8		105	871	1		4	3	4	19		312				105									46	7	4				9	3037		
11	Phan			1	1	1			980	5	2			5	96	498	68					9		19																				9	1685	
12	Myawaddy							101	432		2				73	919	261					7		106																				9	1901	
13	Mudon						1		162		1				31	501	597					2		7																				9	1302	
14	Yae			7			2		175	1	6				16	928	1058					9		4	2																			9	2208	
15	Myeik								22							2749																													9	2771
16	Kawthaung								6							2308	6					6		5																				9	2331	
17	Maungtaw		1						3		1	36				227	2	12					1160	5	3			79	9					4	6	21							9	1569		
18	Har Khar										2308				5	143																												9	2456	
19	Phalam										1013					205							2		1						1													9	1222	
20	Tae Taing										1557					44																													9	1601
21	Min Tet										946					89																													9	1035
22	Matupi										1155					267																													9	1422
23	Kanpetlet			1		2			1		985					182							1																						9	1172
24	Pakhukhu			1							3					1151							1																						9	1156
25	Yaesakyo															1082																													9	1082
26	Myaing															1018																													9	1018
27	Pauk															1035																													9	1035
28	Seik phyu										12					1332																													9	1344
29	Yinmarpin										4			1		1386								5																					9	1396
30	Palea		3		2						29					1299								3																					9	1336
31	Sarlinkyi		8								18				1	1245							1		10																				9	1283
32	Laeshie										36					10								5				23																	9	595
33	Le hae										5					33								12																					9	631
34	Nan Yon			2												26																													9	493
35	Myain Gyi Ngu										342					10	85							29																					9	466
36	Khanti										3	1	21			123							7		115				39																9	490
	Total	11	57	2147	26	988	406	169	2399	7	8344	36	58	562	392	24118	2008	14	4	3	4	1310	575	3979	5	21	138	502	49	725	10	1686	163	6	74	889	4	2	9	51900						