

**Benazir Income Support Program (BISP)**

The Government of Pakistan launched the Benazir Income Support Programme (BISP) – the National Cash Transfer Programme (NCTP) – in July 2008, as the premier safety net institution in Pakistan. BISP originally came into being in the face of rapid food price inflation, which saw food, grain and fuel prices reaching a 30-year highest in 2008 and the global economic downturn in 2009 which further decreased the welfare of already vulnerable households. The Benazir Income Support Program (BISP), a targeted unconditional cash transfer program in Pakistan was implemented by focusing on poor women with an immediate objective of consumption smoothing and cushioning the negative effects of slow economic growth. According to World Bank (2015) social safety net programs help reduce the poverty gap by 15% around the world. In this backdrop, the programme was designed with the core objective of consumption smoothing for the poor families and providing them cushion against negative economic shocks which include global financial crisis, and rising food prices. Its long term objectives include meeting the targets of Sustainable Development Goals (SDGs) to eradicate extreme and chronic poverty and empowerment of women. The Programme established through an Act of Parliament, BISP works under the executive patronage of Prime Minister while the President of Pakistan is its Chief Patron.

Eligible families receive cash payments of RS 1,500 monthly. This amount increases the purchasing power for families earning approximately RS 5,000 each month by 20%. Most low-income families spend 50–70% of total income on food alone. According to BISP, the cash payment of RS 3,000 every two months, or RS 1,500 each month, will allow a family of 5–6 to purchase 20–25 days worth of flour.

To achieve the supplementary objective of women empowerment, BISP provides support exclusively through women. The beneficiaries belong to the most under-privileged, excluded, marginalized and vulnerable sections of society, living abject poverty. Economic deprivation, regardless of political affinity, racial identity, geographical location and religious beliefs, is the sole criterion for selection BISP beneficiaries. Following are list of schemes under BISP:

i. Unconditional Cash Transfers (UCT) Programme: The Unconditional Cash Transfers (UCT) Programme, the core programme of BISP, was initiated in 2008. The short term objective of the programme was to cushion the adverse impacts of the food, fuel and financial crisis on the poor, but its broader objective is to meet the redistributive goals of the country by providing a minimum income support package to the chronically poor and those who are more likely to be affected negatively by future economic shocks.

ii. Budget

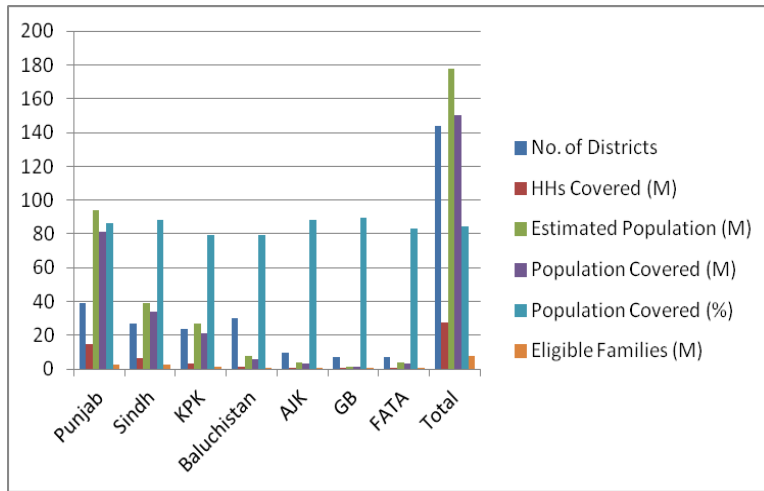
Allocation for FYR 2015-16 = 102 Billion

Budget Allocation for FYR 2016-17 = 115 Billion

iii. Initially the eligible families enrolled under BISP were paid an amount of Rs. 1000/ per month, without any conditions sanctioned on them. The present Government has expressed a strong resolve to reform the social protection mechanism in line with its manifesto. In the last 2 years, the government placed special emphasis on the expansion of BISP and improvement of its systems. BISP's annual disbursement rose from 16 billion in FY 2008-09 to Rs.96.65

billion in FY 2015-16. Since 2008, Rs. 412 billion has been disbursed to beneficiaries.

Figure 1-Area Wise Coverage under Poverty Scorecard Survey



Source: BISPF&A database

Figure-2- Illustrative diagram for the functions and benefits of BIPS:

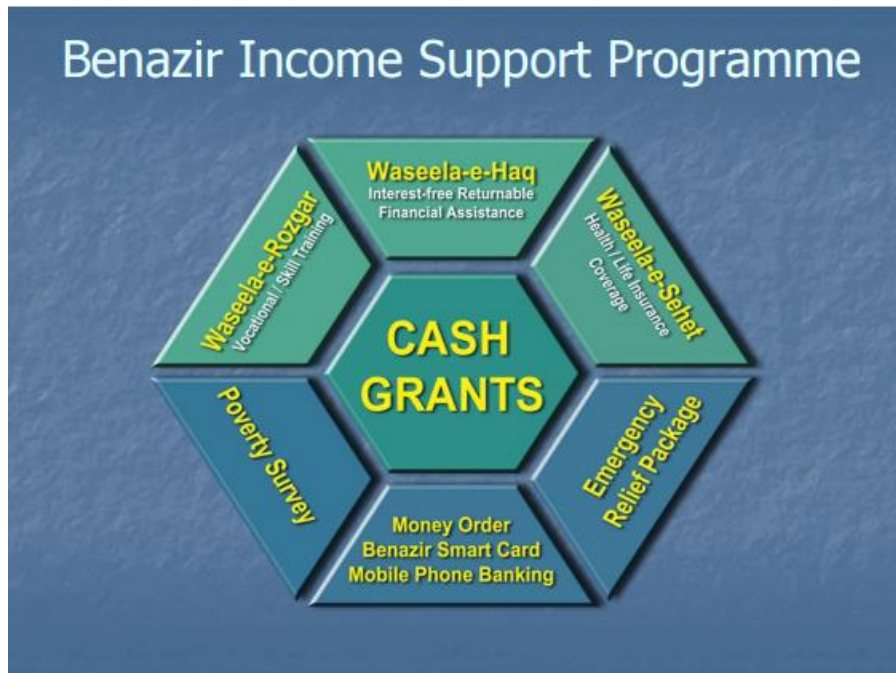


Figure 3-Yearly UCT Cash Disbursements

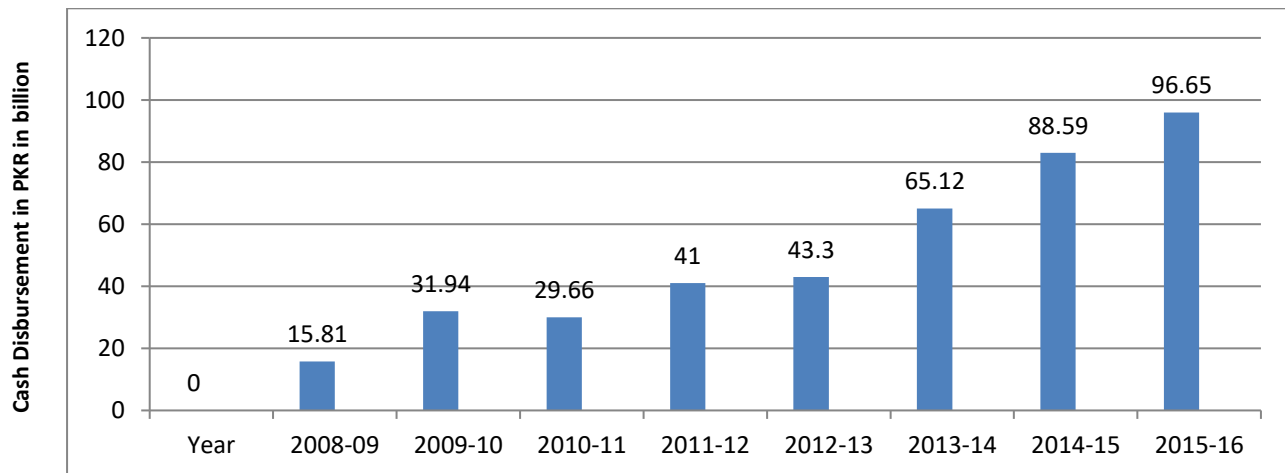
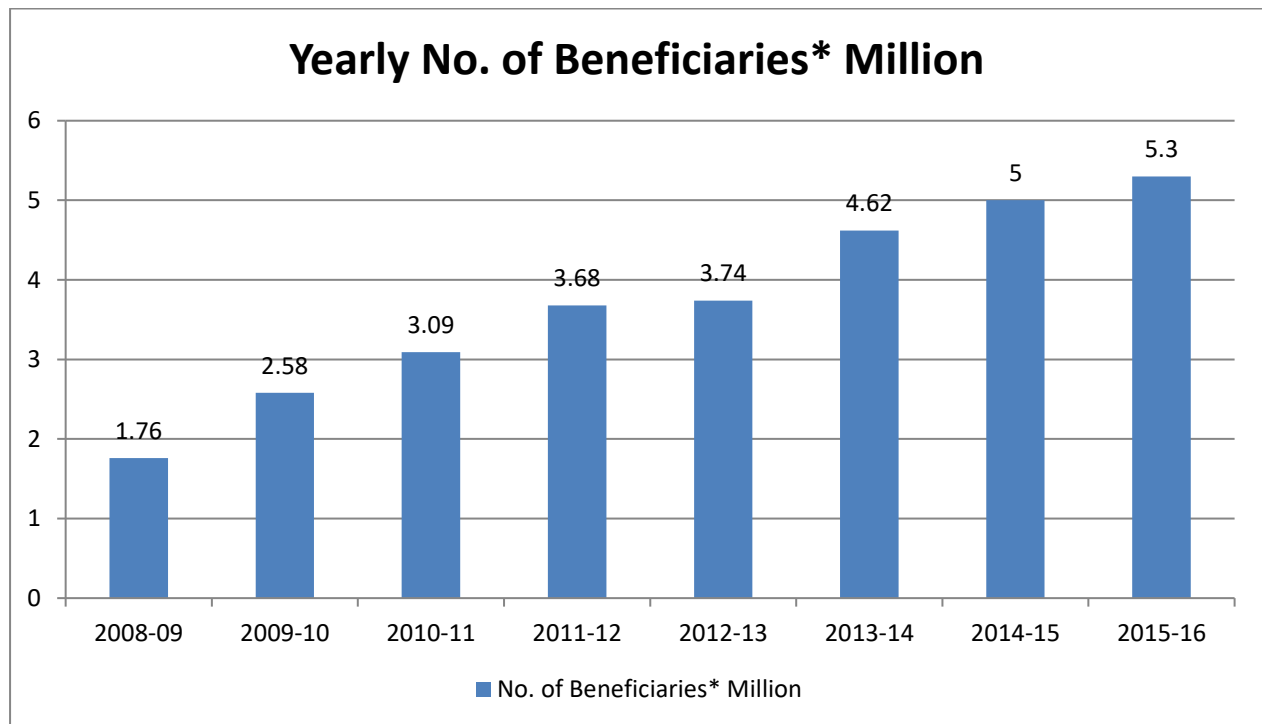


Figure 4-Number of Beneficiaries under BISP



**Break down of Budget for Women Empowerment in during the Eleventh Five Year Plan of the Government of Pakistan and Budget allocation of NCSW**

Table-1

An amount of Rs. 2.7 billion has been proposed for women empowerment and their socio-economic development during the Eleventh Five Year Plan of the Government of Pakistan

Ministry/Division	2013-14	2014-15	2015-16	2016-17	2017-18	Total
<b>Federal</b>	79	10	5	50	100	244
<b>Provincial</b>	400	438	465	543	605	2,451
<b>National</b>	479	448	470	593	705	2,695

Figure-3- Graphic Representation of the Table-1

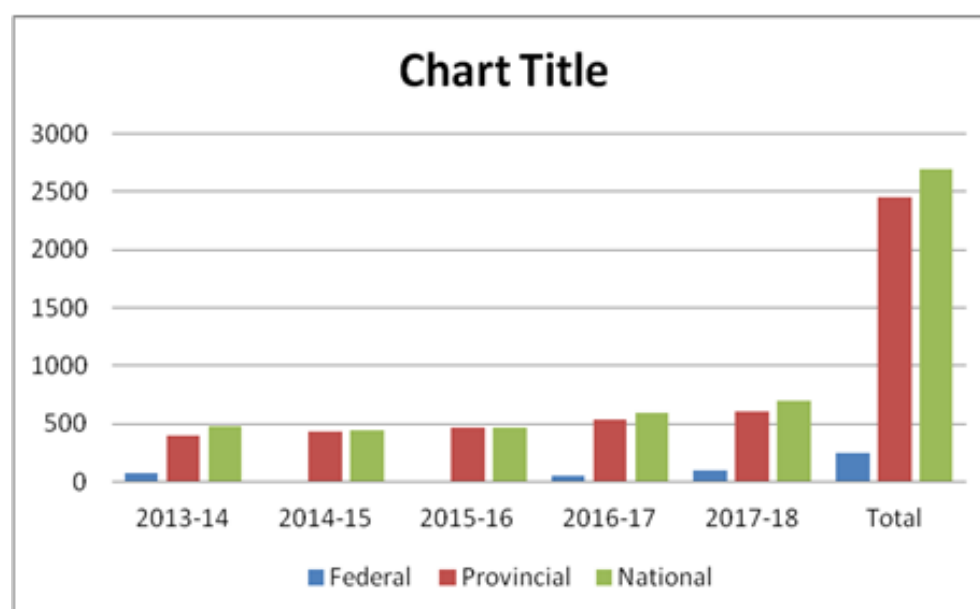


Table 2: Budget allocation of NCSW

FY	Allocation	Utilization	Surrendered	Saving
2012-13	15,000,000	1,188,809	-	13,811,191
2013-14	17,500,000	17,484,160	-	15,840
2014-15	111,500,000	31,671,405	53,121,000	26,707,595
2015-16	78,009,000	31,982,350	12,000,000	34,026,650

Table 3: Break up of budget of program activities of NCSW (Rs. In Millions)

Year	Awareness raising efforts	Monitoring, tracking and networking	Advocacy and Research	Total for program activities
2013	1.3	1.5	1.2	4.0
2014	1.7	1.7	2.0	5.5
2015	1.0	1.0	1.6	4.15

Table 4: Budget Allocation of Punjab Commission on the Status of Women (PCSW) (Rs. In Million)

Year	Development Budget	Non-development Budget
2014-15	3.6	59.227
2015-16	21.04	11.96
2016-17	100	61.102
2016-17	Helpline: 25	

Table 5: Budget allocation of Ministry of National Health Services, Regulation and Coordination

S.No	Financial Year	Budget (Rs. In Millions)
1	2013-14	25,339
2	2014-15	27,015
3	2015-16	20,710
4	2016-17	24,951

**Legislation enacted to end discrimination against women since 2013:**

Women-specific Act were enacted to identify gender discrimination to facilitate women.

Federal

1. Right to Free and Compulsory Education Act, 2012
2. The Investigation for Fair Trial Act, 2013
3. National Commission on Human Rights Act, 2015
4. Criminal Law (Second Amendment) Act, 2016
5. The Criminal Law (Amendment) (Offences in the name or on pretext of Honour) Act, 2016;
6. The Criminal Laws Amendment (Offences relating to Rape) Act, 2016.
7. **Hindu Marriage Act, 2017**
8. Climate Change Act, 2017

Punjab:

1. Punjab Land Revenue (Amendment) Act and Rules, and the Punjab Partition of Immovable Property (Amendment) Act, 2012
2. Punjab Protection against Harassment of Women at the Workplace Act, 2012.
3. Punjab Commission on the Status of Women Act 2014
4. Punjab Free and Compulsory Education Act, 2014
5. The Punjab Fair Representation of Women Act 2014
6. Punjab Marriage Restraint (Amendment) Act of 2015
7. Punjab Sound System (Regulation) Act, 2015
8. Punjab Muslim Family Laws (Amendment) Act, 2015
9. Punjab Family Courts (Amendment) Act, 2015
10. The Punjab Protection of Women Against Violence Act, 2016
11. Punjab Restriction on Employment of Children Ordinance, 2016
12. Punjab Prohibition of Child Labor at Brick Kilns Act, 2016
13. Punjab Protection Authority Act, 2017.

Sindh

1. Sindh Child Marriage Restraint, Act, 2013
2. Sindh Human Rights Commission, 2013
3. Sindh Domestic Violence (Prevention and Protection) Act, 2013.
4. Sindh Rights of Children to Free and Compulsory Education Act, 2013
5. The Sindh Child Marriage Restraint Act, 2013
6. Sindh Bonded Labour System (Abolition) Act, 2015
7. Sindh Hindu Marriage Act, 2016
8. The Sindh Prohibition of Corporal Punishment Act, 2016.

Khyber Pakhtunkhwa

1. Youth Policy, 2016, KPK
2. Khyber Pakhtunkhwa Enforcement of Women Ownership Act, 2012
3. Khyber Pakhtunkhwa Payment of Wages Act, 2013
4. Right to Information Act, 2013, Khyber Pakhtunkhwa

5. Khyber Pakhtunkhwa Workers Compensation Act, 2013
6. Khyber Pakhtunkhwa Industrial & Commercial Employment (Standing Order), 2013
7. Khyber Pakhtunkhwa Minimum Wages Act, 2013
8. Khyber Pakhtunkhwa Elimination of Custom of Ghag Act, 2013
9. Khyber Pakhtunkhwa Maternity Benefit Act, 2013
10. Khyber Pakhtunkhwa Deserving Widows and Special Persons Foundation Act, 2014
11. KP Right to Free and Compulsory Education Act, 2014
12. Khyber Pakhtunkhwa Senior Citizen Act, 2014
13. The Khyber Pakhtunkhwa prohibition of employment of children act, 2015
14. Lissaaail-e-Wal Mahroom Foundation Act, 2015
15. Khyber Pakhtunkhwa Bonded Labour System Abolition act, 2015
16. Khyber Pakhtunkhwa Prohibition of Employment of Children Act, 2015
17. Khyber Pakhtunkhwa Shops and Establishment Act, 2015
18. Khyber Pakhtunkhwa Provincial Commission on the Status of Women Act, 2016

#### Balochistan

1. The Balochistan Domestic Violence (Prevention and Protection) Act 2014
2. Balochistan Protection and Promotion of Breast- Feeding and Child Nutrition Act 2014
3. The Balochistan Compulsory Education Act, 2014
4. Balocistan Food Authority Act, 2014.
5. Balochistan Harassment of Women at Work place Act, 2014
6. Child Protection Act, 2016
7. Senior Citizen Act, 2017
8. Person with Disability Act, 2017

#### Legislation introduced to address discrimination by Private Members in Parliament:

1. The Anti-Rape Laws (Criminal law Amendment) Bill, 2014 by Senator Syeda Sughra Imam
2. The Protection against Harassment of Women at the Workplace (Amendment) Bill, 2014 (Amendment in section 2) by Senator Farhatullah Babar
3. The Anti-Honour Killing Laws (Criminal Laws Amendment) Bill, 2014 by Senator Syeda Sughra Imam
4. The Protection against Harassment of Women at the Workplace (Amendment) bill, 2014 (Amendment in section 10) by Senator Farhatullah Babar
5. The Torture, Custodial Death and Custodial Rape (Prevention and Punishment) Bill, 2014 by Senator Farhatullah Babar
6. The Torture and Custodial Death (Punishment) bill, 2015 by Senator Farooq Hamid Naek and Dr. Abdul Qayoom Soomro
7. The Islamabad Mandatory Vaccination and Protection of Health Workers Bill, 2015 by Senator Ayesha RazaFarooq
8. The Working Women (Protection of Rights) Bill, 2015 by Senator Samina Abid
9. The Supreme Court (Number of judges) (Amendment) Bill, 2016 by Senator Zeher-Ud-Din Babar Awan

10. The Protection against Harassment of Women at the Workplace (Amendment) Bill, 2016 by Senator Mohammad Azam Khan Swati
11. The Pre-Martial Blood Screening (Family Laws Amendment) Bill, 2016 by Senator Chaudhry Tanvir Khan



**Statistics of cases on Violence against Women**

Table – 6 Cases reported by Gender Crime Cell, 2016

Category of Crime		Punjab	Sindh	KP	Bal	ICT	Total
Domestic violence	Murder	661	329	201	39	9	1239
	Beating	660	60	24	98	13	855
	Any other	188	45	93	10	0	336
Honour killing		176	85	43	30	0	334
Burning	Acid	27	0	1	2	0	30
	Stove	3	0	0	0	0	3
Vini		4	2	2	0	0	8
Sexual violence	Rape	2569	147	147	5	21	2889
	Gang rape	169	53	1	1	10	234
	Custodial rape	0	1	0	2	0	3
	Incest	1	2	0	0	0	3
Harassment at workplace	Physical	0	10	112	0	0	122
	Sexual	0	27	0	0	0	27
	Psychological	0	0	0	0	0	0
Any other violence		1144	59	86	63	23	1375

Table 7: Cases reported by Gender Crime Cell Data from 2013-17

Category of Crime		2013	2014	2015	2016
Domestic violence	Murder	734	921	836	1239
	Beating	539	624	676	855
	Any other	289	286	309	336
Honour killing		240	283	320	334
Burning	Acid	6	18	15	30
	Stove	9	1	0	3
Vini		2	6	5	8
Sexual violence	Rape	1879	2404	2312	2889
	Gang rape	160	236	222	234
	Custodial rape	0	1	1	3
	Incest	7	9	8	3
Harassment at workplace	Physical	1	3	5	122
	Sexual	28	29	20	27
	Psychological	4	0	0	0
Kidnapping		14	15	17	1375
Total		3908	4835	4746	7458

Table 8: Total Cases reported/ registered from March 2013 to February 2017 at Shelter Home, Islamabad.

S#	Category	Mar 13- Jun 13	Jul 13- Jun 14	Jul 14- Jun 15	Jul 15- Jun 16	Jul 16- Dec 16	Jan 17- Feb 17	Total
1	Sexual assault (attempting rape, rape, incest, outraging a women's modesty)	01	07	06	04	00	00	18

	and sexual harassment)							
2	Domestic violence (physical and mental torture)	34	65	76	80	50	07	312
3	Non-Domestic Violence	02	00	02	00	00	00	04
4	Women Trafficking (kidnapping, abduction, and forced prostitution)	02	04	01	02	00	02	11
5	Hurt	00	00	01	00	00	00	01
6	Unlawful marriages (forced marriages, child marriages and bride price)	12	28	32	27	08	04	111
7	Life threats	00	00	00	00	00	02	02
8	Miscellaneous (shelter, physical and psychological treatment, afghan refugee, amnesia, medical Aid, financial help and job)	02	02	07	08	01	00	20
Total cases		53	106	125	121	59	15	479
9	Re-entry Provided	10	25	49	95	25	06	210
10	Children (Male & Female)	M 19 F 20	M 43 F 53	M 57 F 59	M 62 F 45	M 28 F 36	M 10 F 07	M 219 F 220
Total cases, adults and children.		102	227	290	323	148	38	1,128

Table 9: Services Provided from March 2013 to Feb 2017 at Shelter Home Islamabad.

S #	Services Provided	March 13 to June 13	July 13 to June 14	July 14 to June 15	July 15 to June 16	July 16 to Dec 16	Jan & Feb 2017	Total
1	Counseling(Social, Family, Legal, Telephonic)	448	1'525	2'510	1'404	3,897	256	10,040
2	Referred to Shelter Home/Edhi Home/Dar-ul-Falah	36	92/01 old	78	68/02 old	102	21	397
3	Referred to Law Officer for legal	33	88	184	166/21 old	107	26	604

	Assistance							
4	Legal Aid	28	88	107	121	86	26	456
5	Reconciliation	15	22	24	10/11 old	32	05	119
6	Referred to Other Women Centre	05	27	12	12	12	02	70
7	Referred to Gender Crime Cell / Child Protection Centre/ Human Rights Commission	00	03	02	03	01	00	09
8	Referred to Pakistan Bait-ul-Mal	04	00	02	00	00	00	06
9	Beneficiaries of Out Reach Visit	00	32	797	933	00	00	1,762
10	Beneficiaries of Awareness Raising Session	00	36	284	231	179	00	730
11	Old Cases Follow Up	00	130	77	77	236/54 old	00	574
12	Pending	12	13	11	47	20	03	106
13	Under Process	01	26	92	61/114 legal	97	18	295
14	Successfully Resolved	28	25	94	79/16 old 22 legal(117)	184	20	468
15	Total Services	558	1'994	4'000	3'051	4,081	336	14,020

Table 10: Reported cases of violence against women from 2012-June 2016 in Punjab showing generally decreasing trend

S.No	Nature of Crime	Year-wise Data of FIRs				
		2012	2013	2014	2015	2016
1	Acid burning	23	13	18	18	24
2	Beating	659	676	617	563	446
3	Murder	822	809	910	547	533

4	Honour killing	256	174	269	212	181
5	Rape	2687	2606	2843	2829	2276
6	Gang rape	217	213	262	225	165
7	Custodial rape	8	2	1	0	9
8	Wanni	2	3	6	1	4
9	Stove burning	5	10	1	3	2
10	Harassment at work place					
	Physical	0	7	0	0	0
	Sexual	103	21	29	0	0
	Psychological	0	0	0	0	0

Table 11: Cases reported in shelter homes, KP

Nature of Cases	2013-14	2014-15	2015-16
Domestic violence	120	173	90
Sexual/ rape	26	47	26
Divorce	38	28	38
Early marriages	30	11	26
Swara	21	23	21
Run away	271	222	261
Widows	0	4	0
Beggars	116	0	116
<b>TOTAL</b>	<b>622</b>	<b>508</b>	<b>578</b>

Source: MIS Social Welfare Department

Table 12: Details of Cases Settled in Shelter Homes, KP

Nature Of Cases	2013-14	2014-15	2015-16	Total
Cases settled through Courts	175	369	675	1219
Cases settled through Jirga	38	66	7	111
Legal Aid provided	153	15	158	326
Training Imparted	168	70	330	568

Source: MIS Social Welfare Department

## Education Statistics:

Table 13: Expenditure on Education

(Rs. Million)					
Years		Current Expenditure	Development Expenditure	Total Expenditure	As % of GDP
2013-14	Federal	65,497	21,554	87,051	2.1
	Punjab	187,556	30,485	218,038	
	Sindh	99,756	6,157	106,093	
	Khyber Pakhtunkhwa	7,0948	18,756	89,704	
	Balochistan	29,978	6,911	36,889	
	<b>Pakistan</b>	<b>453,735</b>	<b>83,863</b>	<b>537,598</b>	
2014-15	Federal	73,729	28,293	102,022	2.2
	Punjab	201,882	25,208	227,090	
	Sindh	109,275	7,847	117,122	
	Khyber Pakhtunkhwa	83,205	28,506	111,711	
	Balochistan	32,299	8,803	41,102	
	<b>Pakistan</b>	<b>500,390</b>	<b>98,657</b>	<b>599,047</b>	
2015-16	Federal	84,496	34,665	119,161	2.3
	Punjab	224,608	26,863	251,471	
	Sindh	123,855	11,153	135,008	
	Khyber Pakhtunkhwa	92,306	19,925	112,231	
	Balochistan	36,121	9,364	45,485	

	<b>Pakistan</b>	<b>561,386</b>	<b>101,970</b>	<b>663,356</b>	
2016-17*	Federal	35,523	3,304	38,827	-
	Punjab	116,126	19,634	135,760	
	Sindh	60,109	2,814	62,923	
	Khyber Pakhtunkhwa	49,468	5,064	54,532	
	Balochistan	17,208	905	18,113	
	<b>Pakistan</b>	<b>278,434</b>	<b>31,721</b>	<b>310,155</b>	
*July-December (Provisional)					
Source: PRSP Budgetary Expenditure, External Finance Policy Wing, Finance Division, Islamabad (Economic Survey of Pakistan, 2016-17)					

Table 14- Gross and Net Enrollment Ratios-Gender Wise

Indicators, education	2012-13 PSLM			2014-15 PSLM		
	Male	Female	Total	Male	Female	Total
Primary GER (Class 1-5 & Age 5-9) Overall	98	83	91	97	81	89
Primary NER (Class 1-5 Age 5-9) Overall	61	54	57	60	53	57
Govt Enrollment – Primary (percent Total Enrolment) Overall	66	65	66	62	61	62
Middle GER (Classes 6-8 & age 10-	61	50	56	60	50	55



12) Overall						
Middle NER (Classed 6-8 & 10-12) Overall	23	21	22	23	21	22
Matric GER (Classes 9-10 & age 13-14) Overall	67	49	59	67	50	59
Matric NER (Classes 9-10 & age 13-14) Overall	13	13	13	14	14	14
Literacy Rates 10 years and older) Overall	71	48	60	70	49	60
Adult Literacy Rate (Aged 15 years and Older) Overall	69	45	57	68	45	57

Source:- Pakistan Social and Living Standard Measurement (PSLM) Survey data for the year 2012-13 and 2014-15

Table 15-Number of Educational Institutions by Kind, Level and Sex

Year	Primary Schools * (thousand)		Middle Schools (Thousand)		High Schools (Thousand)		Higher Secondary/ Inter College (Number)		Degree Colleges (Number)		Secondary Vocational Institution (Number)		Universities (Number)
	Total	Female	Total	Female	Total	Female	Total	Female	Total	Female	Total	Female	Total
2012-13	159.68	60.06	42.15	21.42	29.87	12.29	5030	2410	1534	683	3290	2253	147
2013-14	157.94	60.31	42.92	21.06	30.61	12.58	5179	2462	1086	518	3323	2276	161
2014-	165.91	66.01	44.82	22.40	31.26	13.08	5393	2567	1410	308	3579	1819	163

15													
2012-13	168.94	68.61	45.59	22.76	31.96	13.50	5655	2680	1417	268	3667	1735	170

Table 16- Enrolment in Educational Institutions by Kind, Level and Sex

Year	Primary Stage (I-V) (thousand)		Middle Stage (VI-VII) (Thousand)		High Stage (IX-X) (Thousand)		Higher Secondary/ Inter College (Thousand)		Degree Colleges (Thousand)		Secondary Vocational Institution (Thousand)		Universities (Number)
	Total	Female	Total	Female	Total	Female	Total	Female	Total	Female	Total	Female	Total
2012-13	18790	8278	6188	2653	2898	1215	1400.02	395.14	641.54	234.01	302.24	112.95	1594648
2013-14	19441	8567	6461	2798	3109	1303	1233.70	497.33	674.45	326.86	308.61	116.81	1594648
2014-15	19847	8778	6582	2843	3501	1493	1665.49	611.54	1144.83	171.32	319.94	111.88	1299160
2012-13	20157	9021	6736	2918	3738	1602	1785.00	793.99	1517.69	161.53	328.26	112.54	1294081

Table 17-Teachers in Educational Institutions in Pakistan by Kind, Level and Sex

Year	Primary Schools * (thousand)		Middle Schools (Thousand)		High Schools (Thousand)		Higher Secondary/ Inter College (Number)		Degree Colleges (Number)		Secondary Vocational Institution (Number)		Universities (Number)
	Total	Female	Total	Female	Total	Female	Total	Female	Total	Female	Total	Female	Total
2012-13	428.76	209.13	362.58	241.53	489.59	287.23	132011	71121	48809	19319	16109	5168	77557
2013-14	420.1	209.46	264.84	243.61	500.46	296.27	124336	58867	25964	7599	16377	5259	77557
2014-15	430.92	218.87	380.79	256.05	514.16	306.17	118079	63569	36587	7239	19393	5353	88288
2012-13	431.82	224.46	388.75	262.11	529.71	316.01	124261	66830	35767	6208	20478	5425	94033

\*=Primary Schools Include Pre-primary, BECS and Mosque Schools data

Source: Academy of Educational Planning and Management Islamabad

P= Provisional, E= Estimated

Note: 1. All figures includes Public and Private Sector data.

2. Figures include Non-Formal Basic Education (NFBE) and Deeni Madaris Data.

Table 18- Scholarships, funds and grants distributed among students belonging to minorities in Khyber Pakhtunkhwa

S r#	Brief Description of the Initiative	Cost		No. of Beneficiaries		Remarks
		Local	Foreign	Total	Female	
2012-13						
1	Welfare Package for Minorities in Khyber Pakhtunkhwa	5	0	810	423	Funds were distributed amongst the minority community as Financial Aid, Medical Assistance & Marriage grant.
Total		5	0	810	423	
2013-14						
1	Khyber Pakhtunkhwa Scholarship for Minority Students	2	0	101	32	Scholarships were awarded in various discipline to the college and universities students of minorities.
Total		2	0	101	32	
2014-15						
1.	Welfare Package for Minorities in Khyber	4	0	307	91	Funds were distributed amongst the minority community as Financial Aid, Medical Assistance and Marriage Grant.
2.	Skill Enhancement Scheme for Minorities in Khyber Pakhtunkhwa	6,705	0	310	224	Training in various skills was imparted to youth of Minority Community at district Nowshera, Mardan and Battagram.
3.	Khyber Pakhtunkhwa Scholarship for Minority Students	5	0	33	11	Scholarships were awarded in various disciplines to the colleges and universities students of minorities.
4.	Scholarships Programme for Muslim Students in Khyber Pakhtunkhwa	10	0	289	29	Scholarships were awarded in various discipline to the students of Deeni Madaris, Colleges and University.

S r#	Brief Description of the Initiative	Cost		No. of Beneficiaries		Remarks
		Local	Foreign n	Total	Female	
Total		25,70 5	0	939	355	
2015-16						
1.	Skill Enhancement Scheme for Minorities in Khyber Pakhtunkhwa	9.8	0	500	292	
2.	Khyber Pakhtunkhwa Scholarship for Minority Students	10	0	343	162	Training in various skills was imparted to youth of Minority Community at District Peshawar, Nowshera, Mardan, Buner and Swat.
3.	Scholarships Programme for Madaris Students in Khyber Pakhtunkhwa	10	0	428	178	Scholarships were awarded in various disciplines to the college and universities students of minorities.
4.	Text books & Uniforms for Students of Minority Educational Institutions in Khyber Pakhtunkhwa	20	0	4193	1757	Grants were distributed among the students of minority institute for the purchase of textbooks & uniforms.
5.	Welfare Package for Minorities in Khyber Pakhtunkhwa	9	0	4420	2413	Funds were distributed amongst the minority community as Financial Aid, Medical Assistance & Marriage Grant.
Total		58.8	0	9884	4802	
Grand Total		91.50 5	0	1173 4	5612	

Source: Auqaf, Hajj, Religious & Minority Affairs Department

Table 19: Programme wise female students for the year 2013-2016 at Allama Iqbal Open University, Islamabad

Sr.No	Programme	2013	2014	2015	2015-16
1	Ph.D	72	76	110	107
2	MS/M.Phil	565	675	1,148	1,286
3	M.Sc/ M.A/ M.Ed	85,480	76,316	79,328	84,471
4	BA	212,652	207,092	209,364	216,766
5	B.Sc	268	270	276	285
6	B.Ed	194,880	157,313	159,824	169,303
7	F.A	116,429	115,926	116,625	121,499
8	F.Sc	295	245	103	53
9	PGDs	1,863	1,583	1,812	1,882
10	Matric/ Middle/ PTC/CT etc	135,710	155,669	145,267	144,951
	Total	748,314	715,165	713,857	740,603

**Health indicators and statistics:**

Table 20-Immunization, Pre-Natal &amp; Post Natal Indicators

Indicators, Health	2012-13 PSLM			2014-15 PSLM		
	Male	Female	Total	Male	Female	Total
At least 1 Immunization (12-23 Months)	98	98	98	99	99	99
Full Immunization (12-23 Months Based on Recall and Record)	84	81	82	82	82	82
Diarrhoea Last 30 Days (under 5 years)	10	10	10	9	9	9
Pre Natal Consultation (Percentage of Married women aged 15-49 years)	83	63	69	86	67	73
Tetanus Toxoid (Percentage of Married Women aged 15-49 years)	86	67	72	87	70	75
Post Natal Consultation (Percentage of Married Women aged 15-49 Years)	37	25	29	38	25	29

Source:- Pakistan Social and Living Standard Measurement (PSLM) Survey data for the years 2012-13 and 2014-15

Table 21- Health Institutions, Beds and Personnel (Progressive)

	Year/ Items	2011	2012	2013	2014	2015
1.	Number of the Institutions	13243	13340	16980	13802	14101
	Number of Beds (total)	107537	111802	118378	118170	119548
	i. Hospitals	980	1092	1113	1143	1172

	No. of beds	87905	93113	99527	99717	100725
	ii. Dispensaries	5039	5176	5413	5548	5695
	No. of beds	2807	1129	1181	1155	1147
	iii. Rural Health Centres	579	640	667	669	684
	No. of beds	9900	10363	10554	10480	10710
	iv. T.B. Clinic	345	326	329	334	339
	No. of beds	112	164	168	148	108
	v. Basic Health Unit/ Sub Health Centres	5449	5478	5471	5438	5478
	No. of beds	6559	6697	6613	6336	6507
	vi. M.C.H Centres	851	628	687	670	733
	No of beds	254	336	335	334	351
3.	Doctors	152368	160880	167759	175223	184711
4	Dentists	11649	12692	13716	15106	16652
5	Lady Health Visitors	12621	13678	14388	15325	16448
6	Midwives	30722	31503	32677	33687	34668
7	Nurses	77683	82119	86183	90276	94766

Source: i) Provincial Health Directorates  
ii) PMDC  
iii) Nurses Council.

